



**PERFORMANCE REPORT OF THE**

**EASTERN FISH AND GAME COUNCIL**

**FOR THE YEAR ENDED  
31 AUGUST 2025**

---

Presented to the House of Representatives pursuant to Section 26 X of the Conservation Act 1987.

DATE 5 December 2025

Hon. James Meager  
Minister for Hunting and Fishing  
Parliament Buildings  
Wellington

Dear Minister

I have the honour to submit, pursuant to Section 26X of the Conservation Act 1987 the Performance Report of the Eastern Fish and Game Council for the year ended 31 August 2025.

Yours faithfully

Signed by:  
  
54B54EAB42A5D923

Chair  
Eastern Fish and Game Council

## CONTENTS

ENTITY INFORMATION .....	1
CHAIRS REPORT .....	4
STATEMENT OF RESPONSIBILITY .....	6
STATEMENT OF SERVICE PERFORMANCE .....	7
OUTPUT 1: SPECIES MANAGEMENT .....	9
OUTPUT 2: HABITAT PROTECTION/MANAGEMENT .....	20
OUTPUT 3: ANGLER AND HUNTER PARTICIPATION AND SERVICES .....	24
OUTPUT 4: PUBLIC INTERFACE .....	28
OUTPUT 5: COMPLIANCE .....	31
OUTPUT 6: LICENSING .....	33
OUTPUT 7: COUNCIL .....	35
OUTPUT 8: PLANNING & REPORTING .....	36
STATEMENT OF FINANCIAL PERFORMANCE.....	38
STATEMENT OF FINANCIAL POSITION .....	39
STATEMENT OF CASHFLOWS.....	40
STATEMENT OF ACCOUNTING POLICIES.....	41
NOTES TO THE PERFORMANCE REPORT .....	45
INDEPENDENT AUDITOR’S REPORT.....	57



## ENTITY INFORMATION

### Legal Name

Eastern Fish and Game Council.

### Type of Entity and Legal Basis

The Eastern Fish and Game Council is a Public Entity under the Public Finance Act 1989 (Schedule 4). The Council was established on 4 May 1991 with the passing of the Conservation Law Reform Act 1990.

### Mission and Statutory Functions

Eastern Fish and Game Council was established for the purposes of the management, maintenance, and enhancement of sportsfish and game in the recreational interests of anglers and hunters.

The Council has statutory responsibilities established by the Conservation Act 1987 (including the Freshwater Fisheries Regulations 1983) and the Wildlife Act 1953 (incl. the Wildlife Regulations 1955)

Particular functions of Eastern Fish and Game Council include:

- monitoring sports fish and game populations;
- monitoring the success and satisfaction of users;
- monitoring the condition and trend of ecosystems as habitats for sports fish and game;
- maintaining and improving access;
- maintaining and enhancing the habitat of sports fish and game;
- formulating and establishing regulations and policies which ensure the maintenance of sports fish and game populations and the recreational experience;
- securing compliance with sports fish and game regulations;
- promoting recreational angling and game bird hunting;
- representing the interests of anglers and hunters in the statutory planning process;
- keeping anglers and hunters informed.

The Council's operations are based upon a national statement of purposes and priorities, a Sports Fish and Game Management Plan which sets long term goals and policies, and an annual Operational Work Plan, which sets out the specific work programme and budget.

## Structure of Eastern Fish and Game operations

Eastern Fish and Game does not have any separate operating units, divisions, or branches and does not have any subsidiaries or other controlled entities for financial reporting purposes.

## Eastern Fish and Game Council's Governance Arrangements

The Council now consists of 8 councillors who were elected in October 2024. Councillors are elected three yearly by fish and game licence holders in the Council's region. The Council meets a minimum of six times each year.

The Chief Executive Officer is responsible for the day-to-day operations and reports to the Council. 11 other full and part time staff support the Chief Executive Officer in delivering the Council's objectives.

Mr Mark Sceats is the Current Chair and was also elected by the Council as an appointee to the New Zealand Fish and Game Council.

## Council and Staff

<b>Council Members</b>	<b>Sub Region</b>	<b>Meetings Attended</b>	<b>Dates held in position</b>
Mark Sceats	East Coast	7	Both 2021-24 & 2024-27 terms
Kevin Coutts	Central Lakes	6	Both 2021-24 & 2024-27 terms
Murray Ferris	East Coast	6	Both 2021-24 & 2024-27 terms
Mike Jarvie	Western Bay	6	Both 2021-24 & 2024-27 terms
Lindsay Lyons	Western Bay	6	Both 2021-24 & 2024-27 terms
Scott Nicol	Western Bay	4	Both 2021-24 & 2024-27 terms
Alec McIver	Central Lakes	6	2024-2027
Pat Swift	Central Lakes	6	2024-2027
Debbie Oakley	Tauranga	2	2021-2024 term only
Alan Simmons	Taupo	2	2021-2024 term only
Jay Tapsell	Tauranga	0	2021-2024 term only

**Staff Members**

Arash Alaeinia  
*Chief Executive Officer*

Kate Thompson  
*Office Manager*

Cheyenne Robson  
*Office Administrator*

Matthew McDougall  
*Senior Fish & Game Officer*

Anthony van Dorp  
*Senior Fish & Game Officer*

Eben Herbert  
*Fish & Game Officer*

Georgia Beuth  
*Fish & Game Officer*

John Meikle  
*Fish & Game Officer*

Mark Sherburn  
*Fish & Game Officer*

Matthew Osborne  
*Fish & Game Officer*

Ben Sowry  
*Fish & Game Officer*  
*commenced April 2025*

Steven Henry  
*Fish & Game Officer*  
*commenced May 2025*

Lloyd Gledhill  
*Fish & Game Officer*  
*to April 2025*

Nigel Simpson  
*Fish & Game Officer*  
*to February 2025*

**Auditors**

Owen McLeod & Co Limited

**Bankers**

Westpac New Zealand Limited  
Bank of New Zealand

**Offices**

The Council office is located at 1130 Paradise Valley Road, Rotorua

Phone: 07 357 5501

Email: [eastern@fishandgame.org.nz](mailto:eastern@fishandgame.org.nz)

Website: <https://fishandgame.org.nz/eastern/>

## CHAIRS REPORT

I am pleased to present my annual report as Chairman of the Eastern Fish and Game Council.

Like many organisations, Fish & Game has faced fiscal challenges over the past year due to rising costs. This is a widespread issue, and we, like others, have had to navigate its impact carefully.

It is important to remind everyone that Fish & Game's sole source of income is the licence fees paid by licence holders. These revenues have remained static or declined in recent years, yet we are expected to meet our objectives with the same, or in some cases, reduced funding, despite increasing operational costs.

Minister Meager has announced a review of Fish & Game, including the development of a standalone Fish & Game Act. This would remove us from the umbrella of the Conservation Act, under which we currently operate. While we have seen some high-level information about the proposed legislation, we await the full detail.

We are hopeful that the new Act will introduce efficiencies, particularly in reducing duplication of activities across the 12 regional councils and the New Zealand Council, which may help alleviate some financial pressure.

The Eastern Fish & Game hatchery continues to play a vital role, supplying significant numbers of trout for release both within and beyond our region.

Access to Lake Okataina has functioned as intended, though many users still find the process frustrating, especially given that no such process is required for other lakes in the Eastern Region or further afield.

Looking ahead, the prospects for the new trout season commencing on 1 October 2025 appear excellent.

This year, Game Bird Hunters enjoyed a six-week season, an increase of two weeks from previous years. The Council made a deliberate decision to depart from the previous policy of limiting the season to four weeks. It is timely to remind everyone that Council is the policy-making body and has the authority to modify, rewrite, or override existing policies. Policies are not set in stone.

The rationale for extending the season stems from data published in Fish & Game's Special Edition No. 52 (March 2021), which shows that waterfowl hunting hours, particularly for mallards and greys, have decreased by over 8,800 hours annually since 1993. Similarly, the mallard harvest has declined by 7,300 birds per year over the same period. Licence sales have also dropped both regionally and nationally.

Despite these trends, the four-week season policy remained unchanged. It is well known that the bulk of hunting occurs during the opening weekend, with numbers dropping significantly thereafter and only a modest increase during the closing weekend.

As a Councillor, I have found it frustrating when requesting information. I am often asked why I want it and what I intend to do with it. As governors of the Council, we are entitled to access the information collected by the region. It should be provided upon request without unnecessary scrutiny.

In August, Councillor Mike Jarvie submitted his resignation to Minister Meager. The Council was saddened to receive this notice. Mike has been a dedicated Councillor and a long-serving Ranger. We thank him for his service and wish him well in the future.

Finally, I extend my best wishes to all licence holders—tight lines for the upcoming trout season, and hot barrels for next year’s game bird season.

Signed by:  
  
5BF4046B90D7F4E1

**Mark Sceats**  
**Chairperson, Eastern Fish and Game Council**

## STATEMENT OF RESPONSIBILITY

5 December 2025

The Council and Management of the Eastern Fish and Game Council, accept responsibility for the accuracy of and judgements used in the preparation of the following Performance Report, the establishment and maintenance of systems of internal control designed to provide reasonable assurance of the integrity and reliability of financial reporting and the end of year performance information provided by the Eastern Fish and Game Council under section 19A of the Public Finance Act 1989, regardless of whether that information is included in the Council's Performance Report.

In our opinion, the information set out in the financial statements and statement of service performance for the financial year ended 31 August 2025 fairly reflects the financial position and operations of the Council.

Signed by:  
  
54B54EAB42A5D923

Lindsay Lyons  
Chair

## STATEMENT OF SERVICE PERFORMANCE

### Introduction

The following is a summary of performance relating to objectives provided for in the 2024-2025 Operational Work Plan, as adopted by Council for commencement on 1 September 2024.

### Annual Operational Work Plan

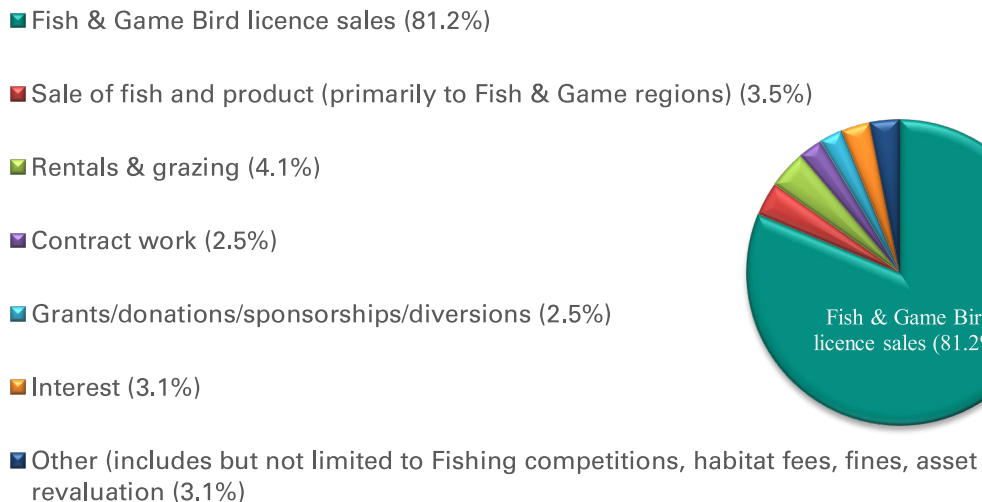
The annual Operational Work Plan is structured within eight broad outputs.

“Budget” and “Actual” costs are comprised of internal costs (proportion of staff time multiplied by overheads) and external costs established for each project.

### Main Sources of Cash and Resources

Eastern Fish and Game Council derives revenue for funding its operations from various sources.

#### Total Revenue \$1,822,184



### Outcomes – Achievements

During the year Council completed many activities for the benefit of anglers and hunters.

#### Hatchery

We continued to resource the Hatchery operation producing 74,996 trout, which were released into the Rotorua lakes fishery and other fisheries within the North Island to

supplement natural recruitment and increase trout populations to provide increased success and a more enjoyable fishing experience for anglers.

**Waterfowl Monitoring**

Monitoring programmes are undertaken during the year which are required to assess productivity, survival, and harvest of gamebirds to set appropriate Game Bird season conditions to maintain sustainable populations of game bird species for hunters now and in the future.

**Angler and Hunter Participation**

We maintain and enhance access to the fish and game resource and inform hunters and anglers of opportunities for fishing and hunting in the Eastern Fish & Game Region.

**Sports Fish and Game Bird Habitat Protection**

We represented Fish & Game interests and the aspirations of anglers and hunters in resource management processes and strategies, advocating for and making submissions on behalf of anglers and hunters where their recreational interests could be impacted.

**Compliance**

Compliance checks are carried out to monitor compliance with angling and hunting regulations and enforcement action is taken where considered necessary. A high level of compliance is necessary to support sports fish and game bird populations and to ensure that all users contribute to the resource.

**License System**

A readily accessible licensing system is available online and through Fish & Game licence retailers.

More detailed information on actual targets and outputs for the year is recorded within the following pages and a summary of budget and actual expenditure for each output Area is provided below. The overhead expenses detailed in the Statement of Financial Performance have been allocated to each output area based on the proportion of staff time directly expended in each area.

**Summary Budget and Actual Expenditure for each output area.**

Project Cluster	Budget			Actual		
	Total Expense	Income	Net Cost	Total Expense	Income	Net Cost
Species Management	\$632,431	\$68,000	\$564,431	\$661,414	\$66,904	\$594,510
Habitat Protection	\$284,101	\$35,250	\$248,851	\$231,417	\$62,347	\$169,070
Angler & Hunter Participation	\$157,127	\$7,400	\$149,727	\$131,791	\$13,681	\$118,110
Public Interface	\$96,601	\$0	\$96,601	\$57,108	\$906	\$56,202
Compliance	\$113,896	\$5,000	\$108,896	\$134,585	\$4,853	\$129,732
Licensing	\$77,344	\$1,401,728	-\$1,324,384	\$66,634	\$1,480,277	-\$1,413,643
Council	\$63,529	\$0	\$63,529	\$55,817	\$0	\$55,817
Planning & Reporting	\$110,441	\$0	\$110,441	\$116,985	\$0	\$116,985
Total Outputs	\$1,535,470	\$1,517,378	\$18,092	\$1,455,751	\$1,628,968	-\$173,217
Administrative Expense offset by administrative income	\$101,941	\$101,941	\$0	\$159,187	\$159,187	\$0
Levies, Interest	\$91,972	\$34,340	\$57,632	\$91,972	\$34,029	\$57,943
	\$1,729,383	\$1,653,659	\$75,724	\$1,706,910	\$1,822,184	-\$115,274



## OUTPUT 1: SPECIES MANAGEMENT

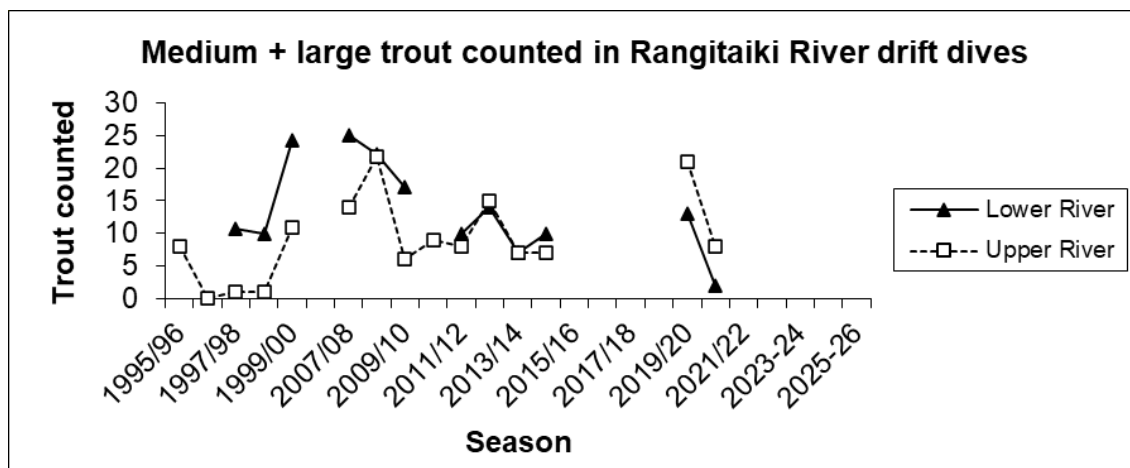
Goal: To manage sustainable populations of sports fish and game bird species to provide for recreational harvest.

### SUMMARY OF RESOURCES

Code	Project Cluster	Budget			Actual		
		Total Expense	Income	Net Cost	Total Expense	Income	Net Cost
1110	Species Monitoring	\$213,794	\$0	\$213,794	\$211,545	\$1,719	\$209,826
1120	Harvest Assessment	\$57,511	\$0	\$57,511	\$65,949	\$0	\$65,949
1130	Fish Salvage	\$0	\$0	\$0	\$0	\$0	\$0
1140	Hatchery Operations	\$341,222	\$68,000	\$273,222	\$355,432	\$65,185	\$290,247
1150	Game Farm	\$0	\$0	\$0	\$0	\$0	\$0
1160	Liberations	\$10,454	\$0	\$10,454	\$20,021	\$0	\$20,021
1170	Regulations	\$6,241	\$0	\$6,241	\$4,985	\$0	\$4,985
1180	Control	\$3,209	\$0	\$3,209	\$3,482	\$0	\$3,482
	<b>Total</b>	<b>\$632,431</b>	<b>\$68,000</b>	<b>\$564,431</b>	<b>\$661,414</b>	<b>\$66,904</b>	<b>\$594,510</b>

### 1110: Species Monitoring: Assess and monitor sports fish and game bird populations within the Eastern Region

<i>Project and Objective</i>	<i>Performance Measure</i>	<i>Actual Result</i>
<p><b>1111 River Fisheries Investigations</b> Investigate and monitor river fisheries.</p> <p>(i) Monitor the Rangitaiki and investigate other Eastern Region underutilised rivers for data collection.</p> <p>(ii) Maintain and continue to promote our online 'angler diary' facility for anglers to record their efforts, the fish they catch, and any other observations they might wish to make; and provide feedback to participating anglers.</p> <p>(iii) Contribute to regional interagency biosecurity initiatives.</p>	<p><b>Report river fishery investigation results to Council by 31 July 2025.</b></p> <p><b>Provide overview of online diary use to Council by 31 August 2025.</b></p>	<p>(i) Rangitaiki River investigation undertaken 4 March 2025, however drift dive counts not completed due to poor visibility. Results not reported to Council. Waitahaia River investigation undertaken 12 February 2025. Reported to Council March 2025.</p> <p>(ii) Online diary maintained and promoted with 6 river/stream/channel records entered during the year to 31 August 2025.</p> <p>(iii) Liaised with regional aquatic pest group October 2024. Sent apologies to meeting April 2025.</p>

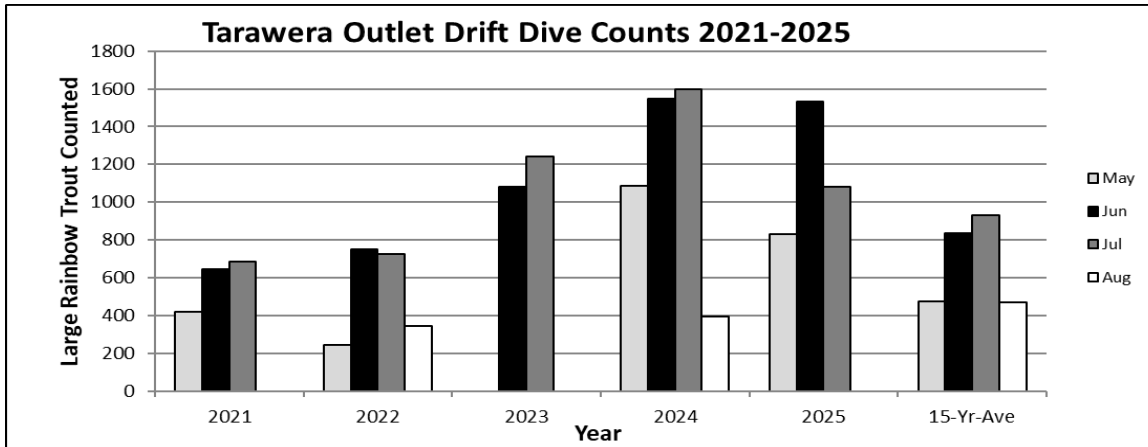


Graph 1: Rangitaiki River drift dive trout counts

<b>Project and Objective</b>	<b>Performance Measure</b>	<b>Actual Result</b>
<p><b>1112 Datawatch</b> Monitor the Eastern Region lakes fisheries using the "Datawatch" tagging programme to assess trout growth.</p>	<p><b>Tag and release 7,500 fish. Report on tag returns to each meeting of Council.</b></p>	<p>(i) 6,000 datawatch tagged fish released into Rotorua lakes. (ii) 558 tags returned by anglers and 10 free licences distributed to lucky draw winners in June 2025 draw. (iii) Reported bi-monthly to Council.</p>
<p><b>1113 Lake Waikaremoana</b> Monitor data collection and maintain Lake Waikaremoana water quality buoy; undertake periodic creel surveys and monitoring of key spawning tributaries.</p>	<p><b>Report activities to the following meeting of Council. Submit report on creel survey and spawning tributary monitoring programme to April 2025 meeting of Council.</b></p>	<p>Water quality monitoring buoy status reported to Council bi-monthly. Spawning tributary monitoring undertaken during the 2025 winter.</p>
<p><b>1114 Lake Tarawera</b> (i) Monitor Lake Tarawera spawning tributaries including the Tarawera Outlet, Te Wairoa and Wairua Streams. (ii) Maintain twice yearly acoustic smelt monitoring transects (including processing of data collection to date).</p>	<p><b>Report spawning survey observations to the following meeting of Council, and the results of other investigations by 31 August 2025.</b></p>	<p>(i) Three Tarawera Outlet drift dives completed in the 2024-2025 operational year. The scheduled count for August not undertaken. Te Wairoa trapping data reported to Council bi-monthly during the trapping season. Wairua Stream escapement counts not undertaken. (ii) Year 7 sampling for Tarawera acoustic smelt programme undertaken November 2024 and May 2025. Data processed by Fish &amp; Game staff and analysed by fisheries scientist Michel Dedual. Report presented to Council at August 2025 meeting.</p>

Table 1: Wairua Stream mouth angling data records

Angling Data	2024-25	2023-24	2022-23	2021-22	2020-21
Total Hours recorded	40.0	51.5	3.25	45.5	53.5
Avg Catch rate (fish/hr)	0.93	0.13	0.25	0.75	0.42
Avg Length (mm)	533	513	520	474	418
Avg Weight (kg)	1.65	1.85	-	1.23	0.97
Avg Condition Factor	42.57	47.01	-	39.07	48.51



Graph 2: Tarawera Outlet drift dive trout counts

Project and Objective	Performance Measure	Actual Result
<p><b>1115 Other Lake Fisheries Investigations</b></p> <p>(i) Contribute to research on other lake fisheries including projects associated with water quality.</p> <p>(ii) Continue to operate the Ngongotaha Stream trap.</p> <p>(iii) Maintain and continue to promote our online 'angler diary' facility for anglers to record their efforts, the fish they catch, and any other observations they might wish to make; and provide feedback to participating anglers.</p>	<p><b>Provide research updates and Ngongotaha trap results to each meeting of Council. Provide an overview of online diary use to Council by 31 August 2025.</b></p>	<p>(i) Attended BOPRC expert Fisheries Panel meeting held 1 April 2025.</p> <p>(ii) Ngongotaha trap run monitored and reported to Council bi-monthly.</p> <p>(iii) Online diary maintained and promoted with 73 lake fishery records entered between 1 September 2024 and 31 August 2025. Not reported to Council.</p>

Table 2: Ohau Channel creel survey results, post diversion wall construction

Season	15-16	16-17	17-18	18-19	19-20	20-21	21-22	22-23	23-24	24-25
Ave. angler catch rate	0.38	0.25	0.30	0.34	0.25	0.32	0.60	0.44	0.48	0.56
Ave. brown weight (kg)	2.83	3.26	2.86	2.47	3.05	2.77	2.36	2.74	2.30	3.55
Ave. rainbow weight(kg)	1.62	1.58	1.50	1.64	1.84	2.01	1.76	1.68	1.67	2.00
% of Anglers satisfied	68%	67%	72%	58%	55%	73%	83%	92%	85%	60%

Catch rate = fish/hr

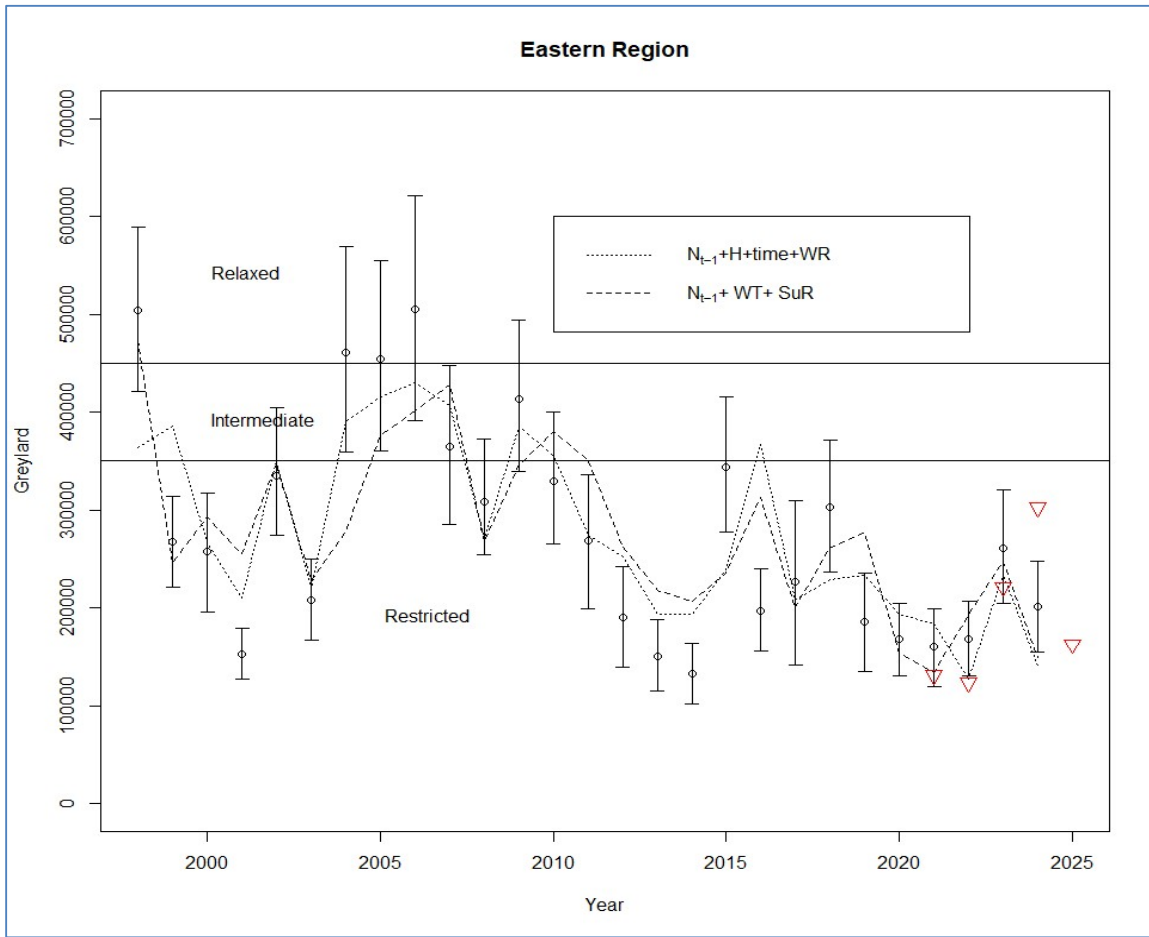


Table 3: Ngongotaha Stream trap run annual summary

Month	Trap Nights	Tot RT Caught	Tot BT Caught	%BT	Avg RT Length	Avg RT Weight	Avg BT Length	Avg BT Weight
Sep 24	4	37	1	3%	513	1.77	535	2.30
Oct 24	4	18	13	42%	495	1.75	623	3.63
Nov 24	-	-	-	-	-	-	-	-
Dec 24	-	-	-	-	-	-	-	-
Jan 25	4	2	2	50%	515	1.90	550	1.88
Feb 25	4	0	1	100%	-	-	535	2.20
Mar 25	4	7	3	30%	514	1.62	565	2.80
Apr 25	1	5	22	81%	502	1.62	589	2.63
May 25	-	-	-	-	-	-	-	-
Jun 25	-	-	-	-	-	-	-	-
Jul 25	-	-	-	-	-	-	-	-
Aug 25	-	-	-	-	-	-	-	-
<b>Year</b>	<b>21</b>	<b>69</b>	<b>42</b>	<b>38%</b>	<b>508</b>	<b>1.73</b>	<b>566</b>	<b>2.57</b>

RT = Rainbow Trout, BT = Brown Trout, Length in mm, Weight in kg

<b>Project and Objective</b>	<b>Performance Measure</b>	<b>Actual Result</b>
<p><b>1116 Waterfowl Harvest Management</b></p> <p>(i) Monitor black swan and paradise shelduck populations within the Eastern Region using aerial trend counts.</p> <p>(ii) Investigate productivity, survival, harvest and movements of greylards by conducting brood counts and undertaking trapping and banding programmes; co-ordinate and participate in the national shoveler monitoring programme.</p>	<p><b>(i) Report interim results to the February 2025 Council meeting and provide a full report detailing the status of these populations by 31 August 2025.</b></p> <p><b>(ii) Provide final reports for the 2023-2024 year by 31 October 2024 and report interim results for the 2024-2025 year to the February 2025 Council meeting. The reports will compare measures of productivity for greylards with previous years where it is possible to do so.</b></p>	<p>(i) Paradise shelduck and black swan counts completed for areas A1 and A2. B1 and B2 were not completed due to reduced budgets. Recommendations submitted to NZFGC 29 January 2025. The full report completed and presented to Council in May 2025.</p> <p>(ii) Mallard and grey duck population estimates provided to Council in December 2024. Banding completed February 2025.</p> <p>(iii) A series of annual duck brood counts were undertaken within the coastal Bay of Plenty drainage network during October 2024.</p> <p>(iv) 2024 shoveler census report presented to Council December 2024 and draft report emailed 30 September 2024 to all Fish &amp; Game Regions. The 2025 National shoveler census conducted 4 August 2025.</p>
<p><b>1117 Botulism</b></p> <p>Monitor avian botulism outbreaks and minimise these by whatever practical means are available. Refer to National Plan for dealing with HPAI.</p>	<p><b>Report incidents to the following meeting of Council.</b></p>	<p>One botulism report was received. Staff contributed significantly to Highly the Pathogenic Avian Influenza (HPAI) national response planning.</p>



Graph 3: Eastern Region mallard population (open circle; mean  $\pm$  95% BCI) 1998–2024, with three zones of regulation constraint, Restricted, Intermediate and Relaxed (demarcated by the horizontal lines). The dashed line shows the model  $N(t) = N(t-1)+H(t-1)+WR(t)+time(t)$  and  $N(t) = WT+SuR$ , where  $N(t)$ =mallard population in year  $t$ ,  $H$ = greylard harvest in year  $t-1$ ,  $WR$ =total winter rain  $WT$ = winter temperature and  $SuR$  summer rain (recorded at the Whakatane weather station),  $time = year (t)$ . The upside-down red triangle ( $\nabla$ ) represents the predicted 2021 – 2025 greylard population.

Table 4: Aerial trend count estimate of annual change (23 year population trend) and last two years' count totals for sub regional management areas

Area	Paradise Shelduck			Black Swan		
	% Change	Total 2024	Total 2025	% Change	Total 2024	Total 2025
A1	0.52%	8,215	7,525	-0.32%	8,189	8,065
A2	0.72%	2,185	2,196	0.77%	2,461	2,525
B1	NC	4,049	NC	3.58%	469	NC
B2	NC	809	NC	0.47%	786	NC

Trend of 0.00 = no change, trend < 10.0 is decline, trend > 10.0 is increase. NC = no count

<b><i>Project and Objective</i></b>	<b><i>Performance Measure</i></b>	<b><i>Actual Result</i></b>
<p><b>1118 Game Bird Research</b></p> <p>(i) Review and refine if appropriate, the five-year strategic research and management work plan for greylands.</p> <p>(ii) Review and refine if needed, the modelling approach used to support regulation setting.</p>	<p><b><i>Report findings and submit revised work plan if relevant to Council by 31 August 2025.</i></b></p>	<p>(i) Game bird research is now being led by the New Zealand Fish &amp; Game Council.</p> <p>(ii) Investigated predictive models to assist with setting of game season regulations for mallards (see Graph 3). Reported to Council December 2024.</p>
<p><b>1119 Upland Game Assessments</b></p> <p>Continue upland game population monitoring programme in Kaingaroa.</p>	<p><b><i>Report outcomes to the following meeting of Council.</i></b></p>	<p>Pheasant call counts were undertaken in Kaingaroa Forest in November 2024.</p>

**1120: Harvest Assessment: Assess angler and hunter activity and related harvest**

<b><i>Project and Objective</i></b>	<b><i>Performance Measure</i></b>	<b><i>Actual Result</i></b>
<p><b>1121 Lake Fisheries Creel Surveys</b></p> <p>(i) Undertake annual angler creel monitoring surveys assessing angler catch and satisfaction from key Rotorua lakes (Okataina, Rotoiti, Tarawera).</p> <p>(ii) Where resourcing allows, extend summer creel surveys to other lakes fisheries to the extent that this can be accommodated without compromising effort on the key lakes.</p>	<p><b><i>Report on the 2024-2025 summer creel surveys by 31 August 2025.</i></b></p>	<p>(i) Winter Creel not undertaken during 2024-25 Season.</p> <p>(ii) 718 anglers surveyed during the 2024-25 summer surveys. Surveys only undertaken on key lakes. Report presented to Council August 2025.</p>

Table 5: Summer Creel Survey summary results

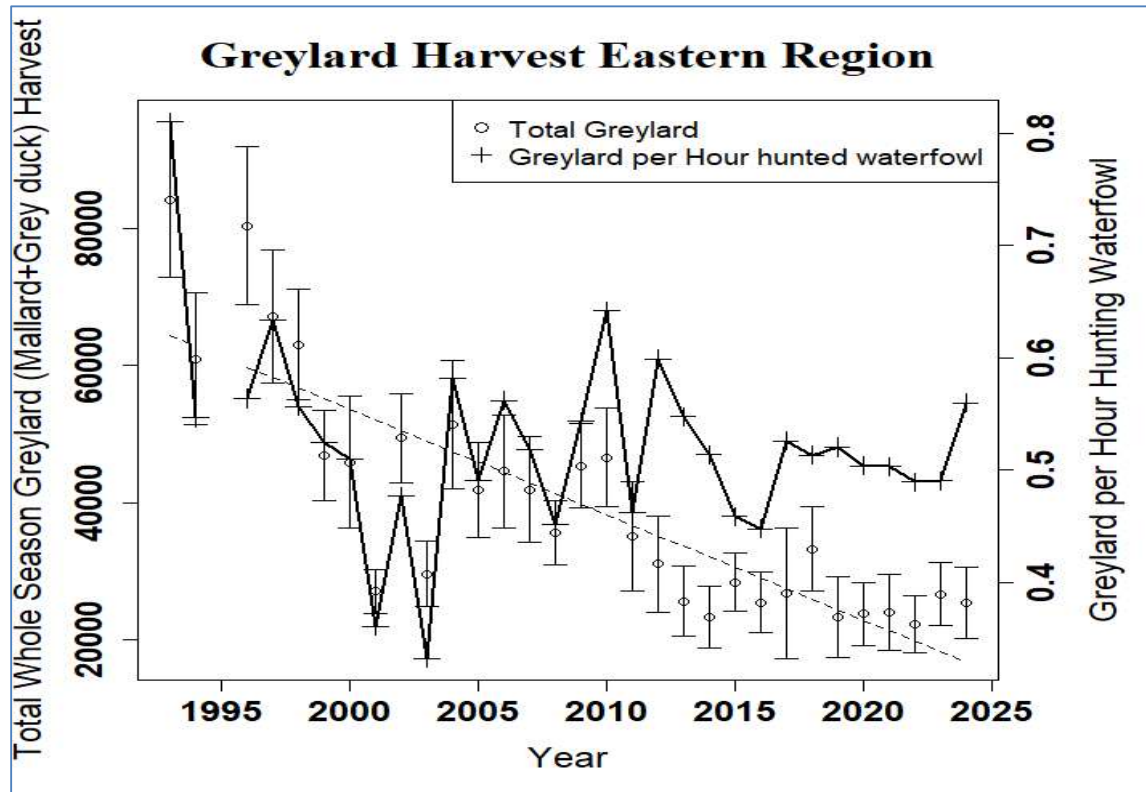
Lake	% Anglers satisfied of those who responded			Avg Fish Length (mm)			Avg Fish Weight (kg)		
	24-25	23-24	22-23	24-25	23-24	22-23	24-25	23-24	22-23
Tarawera	94%	91%	97%	562	525	526	2.06	1.72	1.74
Rotoiti	92%	91%	96%	531	528	526	1.96	1.77	1.80
Okataina	-	-	100%	546	546	521	2.11	2.01	1.75
Rotorua	93%	100%	100%	464	466	475	1.23	1.21	1.06

<b>Project and Objective</b>	<b>Performance Measure</b>	<b>Actual Result</b>
<b>1122 Opening Day Angler Survey</b> Monitor opening day catch from Rotorua lakes fisheries to assess characteristics of the catch.	<b>Report on the 2024-2025 summer creel surveys by 31 August 2025.</b>	Survey completed with 570 anglers surveyed. Report presented to Council February 2025.

Table 6: Opening Day Survey, trout caught summary details

Lake	Avg 2yr old length (mm)			Avg 2yr old weight (kg)			Avg 2yr old condition factor		
	24-25	23-24	22-23	24-25	23-24	22-23	24-25	23-24	22-23
Tarawera	542	524	519	2.02	1.68	1.66	45.57	41.97	42.79
Rotoiti	521	518	510	1.76	1.65	1.53	44.89	42.79	41.56
Okataina	509	-	499	1.49	-	1.45	40.66	-	42.00

<b>Project and Objective</b>	<b>Performance Measure</b>	<b>Actual Result</b>
<b>1123 Game Bird Hunter Survey</b> Assess the harvest of game birds by hunters and hunter effort during the 2024 season. Include in the survey an assessment of the February 2024 special season for pukeko and black swan.	<b>Present the results of the 2024 game season hunter surveys to Council by 30 November 2024. Complete the 2025 game bird hunter surveys by 31 August 2025.</b>	2024 Game bird hunter survey results presented to November 2024 meeting of Council. 2025 game bird hunter surveys completed in September 2025.



Graph 4. Greylard (mallard + grey duck) whole season harvest (mean=open circles; with 95% confidence bars) in the Eastern Region 1993 – 2024 (NB the survey was not carried out in 1995 in the Eastern Region). The solid line (with crosses) is greylard per hour hunting waterfowl.

**1140: Hatchery: Produce sufficient trout to meet the stocking requirements of the Eastern Region of Fish & Game New Zealand, as well as other Fish & Game Regions**

<b>Project and Objective</b>	<b>Performance Measure</b>	<b>Actual Result</b>
<p><b>1141 Operate Hatchery</b></p> <p>(i) Produce quality fish for stocking of Eastern Region waters and supplying the needs of other Fish &amp; Game regions.</p> <p>(ii) Complete revision where necessary of the hatchery manual and contingency provisions in the event of emergencies.</p> <p>(iii) Control shags disturbing rearing ponds.</p>	<p><b>(i) Produce c.70,000 fish to meet Eastern Region requirements and regional orders.</b></p> <p><b>(ii) Incorporate further updates to manual and emergency contingency measures if required by 31 August 2025.</b></p> <p><b>(iii) Provide a record of black shags (<i>Phalacrocorax carbo novaehollandiae</i>) and little shags (<i>Phalacrocorax melanoleucos brevirostris</i>) destroyed on the property.</b></p>	<p>(i) 74,996 fish were produced and liberated or distributed for the period.</p> <p>(ii) Liberations reported to following meeting of Council.</p> <p>(iii) Draft hatchery manual completed.</p> <p>(iv) Five black shags and four little shags were destroyed on the hatchery property.</p>

Table 7: Trout liberations in the Eastern Region

Water	Date	Mark	Tag	Species	Age Class	Number
McLaren	19/11/2024			RT	3+	15
McLaren	19/11/2024	Rp		BT	1+	500
McLaren	19/11/2024	Rp		RT	1+	1000
Ngahewa	17/12/2024	Rp		RT	1+	200
Ngapouri	31/10/2024	Rp		RT	1+	500
Okareka	27/09/2024	Rp	G24	RT	1+	1500
Okareka	27/09/2024	Rp		RT	1+	500
Okareka	16/05/2025	LpAd		RT	1+	2000
Okaro	30/10/2024	Rp		RT	1+	500
Okataina	16/09/2024	Rp	E24		1+	500
Okataina	18/09/2024	Rp		RT	1+	750
Okataina	11/11/2024	Rp		RT	1+	750
Okataina	29/03/2025	LpAd		RT	1+	250
Okataina	19/05/2025	LpAd	25 O	RT	1+	500
Rerewhakaaitu	2/10/2024	Rp	I24	RT	1+	2500
Rerewhakaaitu	2/10/2024	Rp		RT	1+	500
Rerewhakaaitu	20/05/2025	LpAd		RT	1+	2500
Rotoehu	26/09/2024	Rp	C24	RT	1+	1500
Rotoehu	26/09/2024	Rp		RT	1+	500
Rotoehu	21/05/2025	LpAd		RT	1+	1500
Rotoiti	10/09/2024	Rp	B24	RT	1+	6500
Rotoiti	10/09/2024	Rp		RT	1+	500
Rotoiti	17/10/2024	Rp		RT	1+	6000
Rotoiti	27/02/2025	Ad	N25	RT	1+	500
Rotoiti	27/02/2025	Ad		RT	1+	500
Rotoiti	18/03/2025	LpAd		RT	1+	4000
Rotoiti	16/04/2025	LpAd		RT	1+	5000
Rotoiti	13/05/2025	RpAd		RT	1+	5000
Rotoiti	13/05/2025	LpAd	25R	RT	1+	500
Rotoma	24/09/2024	Rp	D24	Tiger	1+	420
Rotoma	24/09/2024	Rp		RT	1+	2000
Rotoma	24/09/2024	Rp		RT	1+	500
Rotoma	15/05/2025	LpAd		RT	1+	2000
Tarawera	9/09/2024	Rp	H24	RT	1+	3000
Tarawera	9/09/2024	Rp		RT	1+	500
Tarawera	16/10/2024	Rp		RT	1+	1000
Tarawera	3/12/2024	Rp		RT	1+	1000
Tarawera	26/02/2025	Ad	X25	RT	1+	500
Tarawera	26/02/2025	Ad		RT	1+	500
Tarawera	17/03/2025	LpAd		RT	1+	1000
Tarawera	15/04/2025	LpAd		RT	1+	1000
Tarawera	7/05/2025	LpAd		RT	1+	500
Tarawera	7/05/2025	LpAd	25T	RT	1+	500
Tikitapu	16/12/2024	Rp		RT	1+	300
Tuai	4/11/2024	R		BT	1+	200
Tuai	4/11/2024	Rp		RT	1+	500

Water	Date	Mark	Tag	Species	Age Class	Number
Waiotaha	19/11/2024	Rp		RT	1+	430
Waipakahi/Otara	19/11/2024	Rp		RT	1+	320

<b><i>Project and Objective</i></b>	<b><i>Performance Measure</i></b>	<b><i>Actual Result</i></b>
<b>1142 Hatchery Maintenance</b> Maintenance of hatchery facilities.	<b><i>Report activities to the following meeting of Council.</i></b>	Activities were reported to following meeting of Council.
<b>1143 Te Wairoa Trap</b> Operate Te Wairoa trap to obtain suitable brood stock and collect sufficient ova to sustain the hatchery programme.	<b><i>Report the results of the trapping programme to each meeting of Council during the period April to August 2025.</i></b>	(i) The Te Wairoa trap was operated, and 321,000 ova were collected from 71 crosses. (ii) Reported to Council bi-monthly during the trapping season.

Table 8: Te Wairoa trap summary

<b>Fish details</b>	<b>2024-25</b>	<b>2023-24</b>	<b>2022-23</b>	<b>2021-22</b>	<b>2020-21</b>
<b>Total fish trapped</b>	1997	1948	1575	2651	2312
<b>Average Length (mm)</b>	593	577	561	553	537
<b>Average Weight (kg)</b>	2.63	2.52	2.09	2.09	1.95
<b>Wild % in run</b>	21.3	28.2	29.5	26.9	38.0

**1160: Releases: Transfer and release sports fish and game birds to augment populations within the region**

<b><i>Project and Objective</i></b>	<b><i>Performance Measure</i></b>	<b><i>Actual Result</i></b>
<b>1161 Sports Fish Liberations</b> Fin clip, tag, transfer, and release hatchery reared trout in accordance with regional stocking strategies.	<b><i>Report liberations to the following meeting of Council.</i></b>	Liberations reported to the following meeting of Council.

**1170: Regulations: Develop regulations to ensure that harvest of sports fish and game birds is within sustainable limits**

<b><i>Project and Objective</i></b>	<b><i>Performance Measure</i></b>	<b><i>Actual Result</i></b>
<b>1171 Sports Fish Regulations</b> Contribute to the maintenance of sports fish resources by conducting a review of the annual Anglers Notice and recommending amendments to it if required for the 2025-2026 season.	<b><i>Recommend fishing season conditions for the 2025-2026 Anglers Notice by 30 June 2025.</i></b>	Anglers notice process completed at May 2025 Council Meeting. Recommendations sent to NZ Council 9 June 2025.
<b>1172 Game Bird Regulations</b> Maintain game bird resources via the development of annual game season conditions.	<b><i>Recommend game season conditions for the 2025 season to the NZ Council by 31 January 2025.</i></b>	Recommended Game Season Conditions sent to NZ Council 29 January 2025.
<b>1173 Game Bird Authorities</b> Provide input to Department of Conservation (DOC) permitting processes to capture, hold,	<b><i>Report activities to the following meeting of Council.</i></b>	No requests to provide input to permitting processes or authorities to hold, capture or release game birds were received

breed and release game birds, and provide input to national Fish & Game initiative to obtain authorities or delegations from DOC to administer all related matters pertaining to Schedule 1 Wildlife Act game species.		from DOC, nor was there any requirement or request to provide input to national Fish & Game initiatives of this nature.
--	--	---

**1180: Game Bird Control: Minimise significant damage caused by game birds to private land**

<i>Project and Objective</i>	<i>Performance Measure</i>	<i>Actual Result</i>
<b>1181 Game Bird Control</b> Reduce damage to crops or pasture from unwanted aggregations of game birds by assisting landowners and utilising the efforts of game bird hunters wherever practical.	<b>Maintain permit database and report on the number of permits issued annually in the year end Performance Report.</b>	45 permits were issued to 35 landowners. All requests were dealt with in a timely manner.

*Table 9: Permits issued to disturb game birds by species (35 landowners)*

<b>Species</b>	<b>Permits Issued</b>
Black Swan	1
Paradise Shelduck	9
Mallard duck	2
Pukeko	33
Ring necked pheasant	0
<b>Total</b>	<b>45</b>

## OUTPUT 2: HABITAT PROTECTION/MANAGEMENT

Goal: To manage, maintain, and enhance sports fish and game bird habitat to maximise recreational opportunities for anglers and hunters.

### SUMMARY OF RESOURCES

Code	Project Cluster	Budget			Actual		
		Total Expense	Income	Net Cost	Total Expense	Income	Net Cost
1210	RMA	\$117,335	\$0	\$117,335	\$124,713	\$0	\$124,713
1220	Works & Management	\$91,615	\$11,650	\$79,965	\$74,487	\$40,287	\$34,200
1230	Assisted Habitat	\$69,534	\$23,600	\$45,934	\$30,713	\$22,060	\$8,653
1240	Assessment	\$5,617	\$0	\$5,617	\$1,504	\$0	\$1,504
Total		\$284,101	\$35,250	\$248,851	\$231,417	\$62,347	\$169,070

**1210: Resource Management Act: Effectively represent Fish & Game interests and the aspirations of anglers and hunters in resource management processes and strategies by advocating for sports fish and game bird habitat values, angling, and hunting values in statutory and non-statutory planning processes.**

Project and Objective	Performance Measure	Actual Result
<p><b>1211 RMA Planning</b></p> <p>(i) Review regional plans, policies and strategies and advocate for decisions and conditions that provide for sports fish and game bird interests and the interests of anglers and hunters.</p> <p>(ii) Collaborate with other regional Fish &amp; Game statutory advocacy staff and contribute to national Fish &amp; Game initiatives and processes associated with legislative reform and litigation.</p> <p>(iii) Contribute to the improvement of water quality in the Rotorua lakes via collaborative processes, research, and fishery and angler monitoring.</p> <p>(iv) Minimise effects on fisheries arising from activities aimed at improving water quality in the Rotorua lakes.</p>	<p><b>Report activities to each meeting of Council.</b></p>	<p>(i) All activities reported to Council bi-monthly.</p> <p>(ii) Collaborated with other regional and national staff on various national processes.</p> <p>(iii) Involved in statutory and non-statutory planning processes as shown in Table 10.</p>

(v) Continue to advocate for improved water quality in the Rangitaiki and Motu River catchments in particular.		
(vi) Make submissions on regional and district council planning documents to promote rules that facilitate game bird habitat enhancement.		
<b>1212 Consent Applications</b> Review and respond to consent applications and advocate for decisions and conditions that provide for sports fish and game bird interests and the interests of anglers and hunters.	<b>Report activities to each meeting of Council.</b>	(i) All activities reported to Council bi-monthly. (ii) Summary of actions taken provided in Table 11.

Table 10: Meetings, hearings, appeals and/or mediations in which we have been involved.

Authority	Process
Bay of Plenty Regional Council	<ul style="list-style-type: none"> <li>Rural and Environmental Sector Organisation Forum</li> <li>Bay of Plenty Forest Industry Liaison Group</li> </ul>
National	<ul style="list-style-type: none"> <li>NES – Commercial Forestry</li> <li>Sports Fish and Game Management Plans</li> <li>Wildlife Legislation Review</li> <li>Fast Track Approvals Bill</li> <li>F&amp;G Advice to Minister Paper</li> <li>DoC consultation on charging for access on PCL</li> <li>Consultation on Afforestation on Crown Land</li> <li>NES Commercial Forestry consultation</li> <li>Forest Industry Public Access policies</li> <li>Public Access Paper</li> </ul>
Waikato Regional Council	<ul style="list-style-type: none"> <li>Plan Change 1 – Healthy Rivers (Watching Brief)</li> </ul>
Gisborne District Council	<ul style="list-style-type: none"> <li>Important Habitats of Trout</li> </ul>

Table 11: Summary of Consent Applications received.

Consent activity	Number of applications
No concerns letter	14
Ongoing discussions	1
Conditions imposed	2
<b>Total number of consents received</b>	<b>17</b>

**1220: Works and Management: Wildlife management reserves and other wetland reserves**

Project and Objective	Performance Measure	Actual Result
<b>1221 Reserves Management</b> Manage water levels and habitat in wildlife management reserves; advocate and maintain	<b>Report activities to the following meeting of Council.</b>	(i) \$6,747 received from ballot holder habitat enhancement fees. (ii) Annual mowing and additional spraying programme to (i) above was

<p>optimum conditions for waterfowl.</p> <p>(i) Implement, monitor, and refine where required, the annual maintenance strategy funded by game bird ballot holders' habitat management fees.</p> <p>(ii) Continue to implement wetland monitoring and maintenance programmes in the reserves, including water reticulation.</p> <p>(iii) In conjunction with the Department of Conservation, prepare and submit a joint global consent application enabling maintenance and enhancement activities to be undertaken in Bay of Plenty wetland reserves.</p>		<p>completed. Water reticulation works undertaken in Awaiti and Kaituna WMR's. Significant gate repairs undertaken for cut and smashed steel security gates at three wetland reserves. Regular habitat and hydrology inspections were undertaken in all managed wetlands.</p> <p>(iii) Global resource consents for wetland works postponed as await Gov't reforms of NES-W rules.</p>
---	--	--

**1230: Assisted Habitat: Assist habitat enhancement by individuals and organisations and manage significant projects**

<i>Project and Objective</i>	<i>Performance Measure</i>	<i>Actual Result</i>
<p><b>1231 Respond to Landowner Requests for Assistance</b> Respond to all requests from hunters and landowners for advice on creating wetland habitat on non-public land. Make available information packages and services including landowner site visits and consent advice.</p>	<p><b><i>Respond to all landowners' requests for advice and contribute to the development and/or enhancement of habitat that enhances waterfowl productivity and greylards in particular.</i></b> <b><i>Report activities to the following meeting of Council.</i></b></p>	<p>(i) Advisory visits occurred with two landowners with one other project outstanding for physical works. Advice has also been given to multiple hunters about how best to improve their pond for the hunting season to attract ducks.</p> <p>(ii) Reported to Council bi-monthly.</p>
<p><b>1232 Habitat Creation and Enhancement Projects</b></p> <p>(i) Encourage landowners to enhance the game bird habitat values of existing ponds in rural environments.</p> <p>(ii) Where opportunity arises make applications to external funding providers for habitat enhancement or game bird productivity</p>	<p><b><i>(i) Make applications for external funding for enhancement and productivity projects.</i></b></p> <p><b><i>(ii) Report WCEET activities by 31 August 2025.</i></b></p> <p><b><i>(iii) Report activities to the following meeting of Council.</i></b></p>	<p>(i) No specific promotions or visits occurred targeting rural pond enhancement for waterfowl.</p> <p>(ii) No external funding applications were made.</p> <p>(iii) Attended WCEET meetings and managed six projects.</p> <p>(iv) Fishery instream habitat enhancement works undertaken in the Ngongotaha, Utuhina and Mangakakahi streams.</p>

<p>projects in the Eastern Region.</p> <p>(iii) Assist in wetland habitat creation and enhancement in the Waikato River catchment through WCEET trustee and project manager participation.</p> <p>(iv) Advocate for remedial works and/or enhancement of riparian/instream fisheries habitat and provide technical advice to projects instigated.</p> <p>(v) Advocate for more environmentally appropriate drain management practices with relevant agencies/iwi with the aim of enhancing habitat for dabbling ducks.</p>		<p>(v) Irregular meetings occurred with river engineers at BOPRC to explore options for stream and drain enhancement for both trout and duck habitat.</p> <p>(vi) All activities reported to Council bi-monthly</p>
--	--	---

**1240: Assess and Monitor: Assess and monitor regional trends in significant habitat areas**

<i>Project and Objective</i>	<i>Performance Measure</i>	<i>Actual Result</i>
<p><b>1241 Monitor Waterfowl Habitats</b></p> <p>Interact with Wetland Forum groups and/or other agencies compiling or updating wetland inventories.</p>	<p><b><i>Report activities to the following meeting of Council.</i></b></p>	<p>Participated in two Bay of Plenty Wetland Forum meetings.</p>

## OUTPUT 3: ANGLER AND HUNTER PARTICIPATION AND SERVICES

Goal: To encourage angler and hunter participation while maintaining the quality of the recreational experience.

### SUMMARY OF RESOURCES

Code	Project Cluster	Budget			Actual		
		Total Expense	Income	Net Cost	Total Expense	Income	Net Cost
1310	Access	\$57,102	\$0	\$57,102	\$61,106	\$0	\$61,106
1320	Satisfaction Survey	\$0	\$0	\$0	\$0	\$0	\$0
1330	Newsletters	\$23,873	\$0	\$23,873	\$17,568	\$0	\$17,568
1340	Other Publications	\$4,340	\$0	\$4,340	\$2,437	\$0	\$2,437
1350	Training	\$63,652	\$7,000	\$56,652	\$42,476	\$12,403	\$30,073
1360	Club Relations	\$2,809	\$0	\$2,809	\$2,137	\$0	\$2,137
1370	Huts	\$5,351	\$400	\$4,951	\$6,067	\$1,278	\$4,789
	Total	\$157,127	\$7,400	\$149,727	\$131,791	\$13,681	\$118,110

### 1310: Angler and Hunter Access: To maintain and enhance access to the sports fish and game bird resources of the Eastern Region

<i>Project and Objective</i>	<i>Performance Measure</i>	<i>Actual Result</i>
<p><b>1311 Maintain and Enhance Access</b> Physical and legal access to angling and hunting opportunities.</p> <p>(i) Maintain angling tracks in the Ngongotaha and Waiteti Streams, and the Tarawera, Waioeka, Rangitaiki, Whirinaki and Waikaretaheke Rivers.</p> <p>(ii) Continue to advocate for improved access through plantation forests including Kaingaroa, and seek resolution in relation to the areas in which access to fish and game resources by licence holders is restricted.</p> <p>(iii) Make submissions to the Walking Access Commission, Overseas Investment Office, and Office of Treaty Settlements, and other agencies i.e.LINZ to ensure that provision is made for</p>	<p><b>Report activities to the following meeting of Council.</b></p>	<p>(i) Access maintenance work carried out as required at all specified locations except the Tarawera River which was not carried out due to difficulties in obtaining forest access permits, and lack of resources.</p> <p>(ii) Onsite investigations into to East Coast fisheries carried out including liaison with Walking Access Commission staff and a site visit to the Waitahaia River. Work is ongoing around access issues to this waterway.</p> <p>(iii) Advocacy with landowners and forest managers for improved access undertaken and is ongoing.</p> <p>(iv) Access issue register updated as required, and consultation, advice and liaison with Walking Access Commission ongoing.</p> <p>(v) Activities reported to Council bi-monthly.</p>

public access where appropriate.		
<b>1312 Signage</b> Maintain signs and enhance access through signage at key fishing and hunting access points. Maintain signage inventory databases.	<b>Report activities to the following meeting of Council.</b>	(i) Access signage maintenance and enhancement carried out in all areas across the region. (ii) Activities reported to Council at meeting following.
<b>1313 Hunter Ballots</b> Allocate and manage balloted hunting stands in Fish & Game managed Wildlife Management Reserves/wetlands.	<b>Allocate balloted hunting stands.</b>	Ballot draw completed, and hunters advised of hunting stands for the 2025 season.

**1330: Newsletter, Licence holder communications: Effectively inform anglers and hunters of matters relating to Fish & Game and opportunities for increased participation**

<b>Project and Objective</b>	<b>Performance Measure</b>	<b>Actual Result</b>
<b>1331 Electronic Newsletters</b> Contribute text to and circulate newsletters (e-zines) to clubs and licence holders in accordance with national strategy.	<b>Contribute to preparation of nationally co-ordinated electronic newsletters.</b>	Nine 'Reel Life' and four 'Both Barrels' E-zine newsletters were produced and distributed. Copy also supplied to Adventurer magazine.
<b>1332 Fish &amp; Game Publications</b> Prepare articles for inclusion in two issues of Fish and Game New Zealand to 2024 whole season game licence holders and 2024-2025 whole season fish licence holders.	<b>Articles submitted to publisher in accordance with deadlines for mailout of game issue in March 2025, and fish issue in August 2025.</b>	Three pages prepared and submitted for the Fish & Game <i>game</i> magazine supplement (2,546 recipients) and five pages for the <i>fish</i> magazine supplement (6,203 recipients).
<b>1333 Fish &amp; Game Website</b> Ensure Fish & Game information including access maps on the Eastern Region website is maintained and regularly updated.	<b>Report activities to the following meeting of Council.</b>	(i) Numerous site updates were made to the Eastern Fish & Game web page during the year. (ii) Reported to Council bi-monthly.
<b>1334 Social Media</b> Continue to operate Facebook, Instagram and Linked In accounts during the 2024-2025 OWP year.	<b>Report activities to the following meeting of Council.</b>	Regular posts were made to Facebook and Instagram. Licence holder enquiries are received via social media.

**1340: Informational Publications: Assist anglers and hunters to access the hunting and fishing opportunities of the Eastern Region**

<i>Project and Objective</i>	<i>Performance Measure</i>	<i>Actual Result</i>
<p><b>1341 Information Pamphlets</b></p> <p>(i) Review and if necessary, reprint pamphlets, address information deficiencies and use website and other forms of communication to make access and other information more readily available.</p> <p>(ii) Maintain stocks of information pamphlets with licence agents and other outlets throughout the region.</p>	<p><b>Report on activities to the following meeting of Council.</b></p>	<p>(i) Re-print of the Boat Fishing and Lake Rotorua and Tributaries brochures completed.</p> <p>(ii) Brochure stocks maintained.</p> <p>(iii) Activities reported to Council at meeting following.</p>

**1350: Angler and Hunter Training: Encourage new participants to take up angling and hunting**

<i>Project and Objective</i>	<i>Performance Measure</i>	<i>Actual Result</i>
<p><b>1351 Junior Angler/Hunter Programmes</b></p> <p>(i) Operate the children’s fishing programme in conjunction with the Rotorua Anglers Association and invite participation from other clubs where appropriate.</p> <p>(ii) Continue to provide hunting access to Waewaetutuki Wetland for junior and/or hunters.</p>	<p><b>(i) Provide sufficient two-year-old fish to support the fishing programme.</b></p> <p><b>(ii) Provide hunting opportunity at Waewaetutuki Wetland for up to 8 junior hunters or novice hunters.</b></p> <p><b>(iii) Report activities and participation to the following meetings of Council.</b></p>	<p>(i) Children’s fishing pond stocked with approx. 2,000, 2-year-old rainbow trout.</p> <p>(ii) Provided opportunity at Waewaetutuki Wetland for up to 12 novice hunters, 6 novice hunters took up the opportunity.</p> <p>(iii) Implemented a “take a mate hunting” promo for hunting opening weekend, 5 hunters took up this opportunity.</p> <p>(iv) Activities reported to Council at meeting following.</p>
<p><b>1352 Angler/Hunter Training</b></p> <p>(i) Provide angler and hunter training information and make available novice hunter/angler starter packs.</p> <p>(ii) Conduct boat/kayak angling training seminar(s).</p> <p>(iii) Support club/ organisations beginner angling and hunting programmes.</p> <p>(iv) Support hunter education initiatives.</p>	<p><b>(i) Provide at least one boat/kayak angler information seminar and two other angler training seminars.</b></p> <p><b>(ii) Participate in the HUNTS programme for hunter training.</b></p>	<p>(i) Responded to requests for angler and hunter training information.</p> <p>(ii) A boat fishing seminar was successfully held at the hatchery site in January 2025.</p> <p>(iii) A tuition weekend was hosted for Women on the Fly in May 2025.</p> <p>(iv) Assisted with one HUNTS course.</p>
<p><b>1353 Angler/Hunter Enquiries</b></p> <p>Respond to enquiries for information from anglers and hunters.</p>	<p><b>Provide information and respond to enquiries promptly.</b></p>	<p>Angler/hunter enquiries were responded to in a timely manner.</p>

<p><b>1354 Fishing Competitions</b> Review applications to hold fishing competitions and grant permits where appropriate.</p>	<p><b><i>Respond to applications within five working days and report on permits granted to each meeting of Council.</i></b></p>	<p>Twenty-six fishing competition permits were granted within five days of receipt of application. Reported to Council bi-monthly.</p>
<p><b>1355 Western Bay of Plenty Fishery</b> Continue to promote and review the Lake McLaren trout fishery in the western Bay of Plenty in conjunction with ongoing releases of trophy sized trout into that system.</p>	<p><b><i>Report on activities to the following meeting of Council.</i></b></p>	<p>Liberations to Lake McLaren included 15 large trophy sized fish and continued with high numbers of yearling browns and rainbows.</p>

### 1360: Club Relations: Maintain communications with Fish & Game related clubs

<b><i>Project and Objective</i></b>	<b><i>Performance Measure</i></b>	<b><i>Actual Result</i></b>
<p><b>1361 Fish &amp; Game Club Communications</b> Maintain club register, attend club meetings, and provide periodic news updates to clubs as appropriate.</p>	<p><b><i>Attend club meetings or other gatherings as requested. Report activities to following meeting of Council.</i></b></p>	<p>Eleven club meetings or events were attended by staff and reported to following meeting of Council.</p>

### 1370: Fish and Game Huts

<b><i>Project and Objective</i></b>	<b><i>Performance Measure</i></b>	<b><i>Actual Result</i></b>
<p><b>1371 Fish &amp; Game Huts</b> Maintain Fish &amp; Game huts at Waikaremoana and Wairua.</p>	<p><b><i>Report maintenance activities to following meeting of Council.</i></b></p>	<p>Huts maintained as required. Activities reported to Council at meeting following.</p>

## OUTPUT 4: PUBLIC INTERFACE

Goal: To maximise public awareness of the values associated with the sports fish and game bird resource, and support for the management role of Fish and Game New Zealand.

### SUMMARY OF RESOURCES

Code	Project Cluster	Budget			Actual		
		Total Expense	Income	Net Cost	Total Expense	Income	Net Cost
1410	Liaison	\$16,227	\$0	\$16,227	\$9,338	\$0	\$9,338
1420	Communication	\$14,355	\$0	\$14,355	\$8,151	\$0	\$8,151
1430	Advocacy	\$0	\$0	\$0	\$0	\$0	\$0
1440	Public Promotions	\$12,390	\$0	\$12,390	\$10,395	\$176	\$10,219
1450	Visitors/Education	\$53,629	\$0	\$53,629	\$29,224	\$730	\$28,494
	<b>Total</b>	<b>\$96,601</b>	<b>\$0</b>	<b>\$96,601</b>	<b>\$57,108</b>	<b>\$906</b>	<b>\$56,202</b>

### 1410: Liaison: Avoid conflicts and maintain effective advocacy and liaison with statutory resource management agencies

Project and Objective	Performance Measure	Actual Result
<p><b>1411 Statutory Liaison and Political Awareness</b></p> <p>Maintain a structured liaison and advocacy programme with key agencies and individuals. Make submissions to senior Regional Council and DOC staff on significant regional matters. Engage in governor-governor meetings where appropriate. Engage with iwi groups and tribal authorities including Te Uru Taumatua, the Tuhoe Board, and Te Arawa Lakes Trust. Ensure political awareness of Fish &amp; Game activities and support for improved habitat performance.</p>	<p>(i) <b>Manager to meet with senior Regional Council and DOC staff at least yearly. Manager and/or staff attend Conservation Board meetings when matters need to be brought to attention of Board and/or topical issues are on the agenda.</b></p> <p>(ii) <b>Manager to meet periodically with Te Uru Taumatua and/or the Tuhoe Board or tribal entities e.g. the Waikaremoana Tribal Authority, and Te Arawa Lakes Trust.</b></p> <p>(iii) <b>Manager/ Councillors to visit electorate MPs as appropriate.</b></p>	<p>(i) Met with senior Bay of Plenty Regional Council and DOC managers and liaised with various staff as required.</p> <p>(ii) No Conservation Board meetings attended as nothing on Board agendas of relevance to Council nor matters needing to be brought to Conservation Boards within the Eastern Region.</p> <p>(iii) Eastern Fish &amp; Game staff made contact with Te Uru Matua staff at Waikaremoana on a number of occasions and invited Te Uru Taumatua and Te Arawa Lakes Trust to provide feedback on Eastern Fish &amp; Game's draft Anglers Notice and draft Operational Work Plan.</p> <p>(iv) All activities reported to Council at meeting following.</p>

	<i>(iv) Activities reported to following meetings of Council.</i>	
--	---	--

**1420: Communication: Develop and maintain effective communication with the wider public, the media, stakeholders, and strategic allies**

<b>Project and Objective</b>	<b>Performance Measure</b>	<b>Actual Result</b>
<p><b>1421 Public Communications</b> To advocate the interests of anglers and hunters by maintaining effective communication with non-statutory groups or individuals including farmers, iwi and the general public.</p> <p>(i) Implement a regional public awareness programme and identify and pursue marketing opportunities in accordance with any R3 strategies prior to, or during the 2024-2025 OWP year.</p> <p>(ii) Maintain a strong presence in public media.</p> <p>(iii) Engage and communicate with rural community and land owners. Develop/maintain relationships with groups such as Federated Farmers, Fonterra, Dairy NZ, Horticulture NZ, and Forest Managers.</p> <p>(iv) Engage with iwi. Develop/maintain formal relationships with key iwi groups within the region (e.g. Te Arawa), participate in Treaty Settlement processes that affect anglers and hunters, and explore possibilities for collaborative projects, e.g. providing opportunities for junior anglers.</p>	<p><i>(i) Contribute to national public awareness network.</i></p> <p><i>(ii) Manage website for effective licence holder communication and public awareness.</i></p> <p><i>(iii) Submit on Treaty Settlements affecting angler/hunter access and develop relationships with key iwi groups.</i></p> <p><i>(iv) Report activities to following meeting of Council.</i></p>	<p>(i) National PA meetings by teams attended as time allowed.</p> <p>(ii) Website managed, and Facebook and Instagram accounts updated as required.</p> <p>(iii) Six media releases and three EDM's were prepared and distributed during the year.</p> <p>(iv) No requirement this year to liaise with Office of Treaty Settlements or lodge submissions in relation to proposed access provisions in any upcoming settlement(s).</p> <p>(v) Activities reported to Council at meeting following.</p>

**1440: Promotions: Actively promote the work of Fish & Game with the wider public and the media**

<b>Project and Objective</b>	<b>Performance Measure</b>	<b>Actual Result</b>
<p><b>1441 Public Promotions</b> Enhance the profile of Fish &amp; Game NZ as the manager of sports fish and game birds, impart a greater understanding of what it does, and highlight the recreational opportunities available within the region. Seek external sponsorship for a pre game season promotional evening.</p>	<p><i>(i) Support national public awareness events.</i> <i>(ii) Prepare articles for angler/hunter magazines as requested.</i> <i>(iii) Work with Destination Rotorua to raise the profile of the Rotorua lakes fisheries.</i> <i>(iv) Conduct a pre game season promotional event in April 2024.</i> <i>(v) Report activities to following meeting of Council.</i></p>	<p>(i) Provided information to national public awareness initiatives. (ii) Prepared articles for magazines including Fish &amp; Game's own publication, Adventurer Magazine, NZ Motor Caravan Magazine and provide information for Fly Life magazine. (iii) Provided staff and aquarium for Sika Show event, Northland agricultural field day, and Hunting, Fishing &amp; 4x4 Expo. (iv) Maintained connection with Destination Rotorua and i-SITE. (v) Reported all activities to the Council meeting following.</p>

**1460: Visitors /Education: Educate the wider public on the role of Fish & Game New Zealand**

<b>Project and Objective</b>	<b>Performance Measure</b>	<b>Actual Result</b>
<p><b>1451 Education</b> (i) Educate people in sports fish and game bird management, and raise awareness of trout fishing and game bird hunting and the importance of protecting habitat for these and other species. (ii) Maintain use of the Ngongotaha hatchery and grounds as a means of promoting Fish &amp; Game to schools and the wider public.</p>	<p><i>(i) Conduct presentations to groups and provide conducted tours of the hatchery.</i> <i>(ii) Report activities to the following meeting of Council.</i></p>	<p>(i) Five tours/school visits were carried out for the reporting period. (ii) Reported activities to the following meeting of Council.</p>
<p><b>1452 Maintenance and Enhancement of Grounds and Facilities</b> Maintain and enhance facilities for the education and benefit of visitors.</p>	<p><i>Report activities to the following meeting of Council.</i></p>	<p>Grounds and facilities maintained as required and activities reported to the following meeting of Council.</p>

## OUTPUT 5: COMPLIANCE

Goal: To protect the sports fish and game bird resource and its user management through enforcement and education of legislative requirements.

### SUMMARY OF RESOURCES

Code	Project Cluster	Budget			Actual		
		Total Expense	Income	Net Cost	Total Expense	Income	Net Cost
1510	Ranging	\$74,803	\$0	\$74,803	\$96,950	\$0	\$96,950
1520	Ranger Training	\$9,426	\$0	\$9,426	\$6,075	\$0	\$6,075
1530	Compliance	\$29,667	\$5,000	\$24,667	\$31,560	\$4,853	\$26,707
	Total	\$113,896	\$5,000	\$108,896	\$134,585	\$4,853	\$129,732

### 1510: Ranging: Maintain compliance with angling and hunting regulations through enforcement activities

<i>Project and Objective</i>	<i>Performance Measure</i>	<i>Actual Result</i>
<p><b>1511 Ranging</b> Maintain a high level of participant contact through enforcement and monitor compliance with licensing and season conditions.</p>	<p><b>Organise ranging activity to achieve 2,500 angler and hunter contacts. Aim for 95% compliance with legal requirements and season regulations from anglers and hunters contacted. Provide report to each meeting of Council.</b></p>	<p>(i) 1,904 angler/hunter contacts were made during ranging operations by staff and honorary rangers. Ranging was co-ordinated and undertaken across the region. Overall compliance rate of all persons checked was approximately 97.2%. 53 persons were dealt with for 85 separate offences (Table 13).</p> <p>(ii) Warrantless powers of entry and/or search (Sec 39 Wildlife Act 1953 and Sec 40 Conservation Act 1987) for entry to land were exercised on 13 occasions, 12 while carrying out game bird hunter ranging and 1 occasion to investigate a fishery related offence.</p> <p>(iii) All activities reported to council bi-monthly.</p>

### 1520: Ranger Training: Ensure effective ranging across the region with suitably trained and resourced personnel

<i>Project and Objective</i>	<i>Performance Measure</i>	<i>Actual Result</i>
<p><b>1521 Training</b> Manage the regional network of honorary Fish &amp; Game Rangers and ensure that a sufficient level of training and support is</p>	<p><b>(i) Undertake at least one inhouse training exercise for honorary rangers and warranted staff.</b></p>	<p>(i) A team of 7 warranted honorary rangers are located across the region, along with 10 warranted staff rangers.</p>

provided for both honorary rangers and warranted staff.	<p><b>(ii) Ensure all rangers are current with externally provided safety and communications training (CERT).</b></p> <p><b>(iii) Provide summary report to Council by 31 August 2025.</b></p>	<p>(ii) In August 2025 a training day was delivered to honorary rangers and staff from Eastern and Hawke’s Bay Fish &amp; Game regions. Other training refreshers were delivered to staff during the year.</p> <p>(iii) Reported to all bi-monthly meetings of Council.</p>
---	--	---

**1530: Compliance/Prosecutions: Follow a consistent policy driven approach to dealing with non-compliance to regulations**

<b>Project and Objective</b>	<b>Performance Measure</b>	<b>Actual Result</b>
<p><b>1531 Prosecutions</b></p> <p>Follow National Prosecution Policy guidelines to deal with individuals found unlicensed or in non-compliance with season regulations without just cause.</p>	<p><b>Report details of case outcomes to each meeting of Council.</b></p>	<p>(i) Offence resolution as per Table 12. 53 offenders were dealt with for 85 offences.</p> <p>(ii) All matters which met the Solicitor-General’s prosecution guidelines and Fish &amp; Game prosecution policy standards were dealt with by Court prosecution with diversion an option as appropriate.</p> <p>(iii) Reported to council bi-monthly.</p>

Table 12: Resolution of offences 2024-2025 year

<b>Resolution Type</b>	<b>Number of offenders</b>
Adult - formal warning and education	10
Youth - warning and education	21
Prosecution - with diversion	8
Prosecution - without diversion	9
Education	1
No action - false details/unable to locate	1
Resolution action pending	3
<b>Total</b>	<b>53</b>

Table 13: Offence table 2024-2025 year

<b>Offence name</b>	<b>Number of offences</b>
Fishing without licence	36
Fishing in closed waters	17
Fish with illegal tackle	13
Take trout with net	2
False details	3
Obstruction of ranger	1
Give false details	3
Unpinned gun – magazine not restricted to 2 shells	8
Hunt with or possess lead shot	2
<b>Total number of offences</b>	<b>85</b>

## OUTPUT 6: LICENSING

Goal: To optimise the sale of angling and hunting licences as valued products.

### SUMMARY OF RESOURCES

Code	Project Cluster	Budget			Actual		
		Total Expense	Income	Net Cost	Total Expense	Income	Net Cost
1610	Licence Production	\$11,834	\$1,401,728	-\$1,389,894	\$11,073	\$1,480,277	-\$1,469,204
1620	Agent Servicing	\$8,816	\$0	\$8,816	\$3,719	\$0	\$3,719
1630	Agent Payments	\$56,694	\$0	\$56,694	\$51,842	\$0	\$51,842
	Total	\$77,344	\$1,401,728	-\$1,324,384	\$66,634	\$1,480,277	-\$1,413,643

### 1610: Licensing: Maintain and monitor a readily available and efficient licensing system

<i>Project and Objective</i>	<i>Performance Measure</i>	<i>Actual Result</i>
<b>1611 Licence Production and Distribution</b> Issue fishing and hunting licences and updated regulations in a timely manner.	<b>To have available fish licences and regulation guides for the 2024-2025 season by 1 September 2024. To have available game licences and regulation guides for the 2025 season by 31 March 2025.</b>	(i) Fish licences and regulation guides were available for purchase on 22 August 2024. (ii) Game licences and regulation guides were available for purchase on 13 March 2025.
<b>1612 Analysis of Licence Information</b> Evaluate licence sales information monthly, and conduct analyses of licence data to gain insight into licence holder behaviour with a view to identify marketing opportunities.	<b>Provide detailed reports of licence sales performance to each meeting of Council.</b>	Licence sales reported to Council bi-monthly and monitored throughout the year.
<b>1613 National Licence Management</b> Support the operation of the national licence management provider (ESL, formerly Eyede).	<b>Report activities to the following meeting of Council.</b>	Liaised with external provider to ensure licence availability, contributed advice and support to Licence Working Group, and reported to Council bi-monthly.

### 1620: Agent Servicing: Management and support of Fish & Game licensing through licence agents

<i>Project and Objective</i>	<i>Performance Measure</i>	<i>Actual Result</i>
<b>1621 Licence Agent Support</b> Communicate and work with licence agents to support the licence management services provided by ESL, and provide agent training as required.	<b>Provide information and respond to enquiries promptly. Complete at least three visits to all significant licence resellers by 31 August 2025.</b>	(i) Twenty-two licence retailers were maintained within the region. (ii) Major licence retailers were visited at least 3 times by field staff, and regular contact was maintained by administration staff.

Table 14: Licence sales performance

<b>FISHING LICENCES</b>	<b>2020/21</b>	<b>2021/22</b>	<b>2022/23</b>	<b>2023/24</b>	<b>2024/25</b>
Adult Whole Season	2,287	2,141	1,908	1,803	1,942
Non-Resident Whole Season	62	53	314	301	313
Loyal Senior Whole Season	523	535	508	496	543
Local Area Whole Season	1,661	1,513	1,436	1407	1,544
Family Fishing	2,639	2,543	2,322	2,187	2,223
Adult Day	4,133	3,726	3,163	3,774	3,928
Non-Resident Day	149	165	1,181	1,402	1,442
Adult Winter	562	514	485	420	479
Adult Short Break	1,272	1,013	837	1,024	1,033
Adult Long Break	59	36	61	77	53
Junior Whole Season	445	428	428	490	592
Junior Non-Resident Whole Season	4	5	23	30	31
Junior Day	404	348	446	568	593
Junior Non-Resident Day	8	10	33	47	67
Child Non-Resident Whole Season	0	2	9	8	17
Child Non-Resident Day	3	4	31	23	24
<b>Total Fish Licences</b>	<b>14,211</b>	<b>13,036</b>	<b>13,185</b>	<b>14,057</b>	<b>14,824</b>
<b>Whole Season Licence Equivalent</b>	<b>9,173*</b>	<b>8,586*</b>	<b>8,257*</b>	<b>8,442</b>	<b>8,923</b>

\*Excludes non-resident levy

<b>GAME LICENCES</b>	<b>2021</b>	<b>2022</b>	<b>2023</b>	<b>2024</b>	<b>2025</b>
Adult Whole Season	2,949	2,940	2,772	2580	2751
Adult Day	151	120	114	127	135
Junior Whole Season	293	292	285	273	279
Junior Day	4	6	2	1	11
Child Whole Season	126	124	137	151	156
<b>Total Game Licences</b>	<b>3,523</b>	<b>3,482</b>	<b>3,310</b>	<b>3,132</b>	<b>3,332</b>
<b>Whole Season Licence Equivalent</b>	<b>3,039</b>	<b>3,022</b>	<b>2,850</b>	<b>2,658</b>	<b>2,834</b>

## OUTPUT 7: COUNCIL

Goal: To provide for the effective governance of the Fish and Game system by fish and game licence holders.

### SUMMARY OF RESOURCES

Code	Project Cluster	Budget			Actual		
		Total Expense	Income	Net Cost	Total Expense	Income	Net Cost
1710	Council Elections	\$0	\$0	\$0	\$237	\$0	\$237
1720	Council Meetings	\$63,529	\$0	\$63,529	\$55,580	\$0	\$55,580
	Total	\$63,529	\$0	\$63,529	\$55,817	\$0	\$55,817

#### 1710: Fish and Game Council election: Prepare the 2024 Fish and Game Election

<i>Project and Objective</i>	<i>Performance Measure</i>	<i>Actual Result</i>
<b>1711 Council Election</b> Provide regional support to <i>electionz.com</i> in preparation for, and holding the October 2024 election.	<b><i>Provide regional support to electionz.com in preparation for, and holding the October 2024 election.</i></b>	Support provided to <i>electionz.com</i> for the 2024 Fish and Game Council election.

#### 1720: Council Meetings: Effective governance and efficient Council support

<i>Project and Objective</i>	<i>Performance Measure</i>	<i>Actual Result</i>
<b>1721 Council</b> Provide effective direction and support to the management of Council's business. Keep Council informed of relevant regional and national matters. Prepare information reports and agendas for Council meetings and any minutes resulting from these meetings.	<b><i>Hold at least 6 meetings of the Eastern Fish and Game Council prior to 31 August 2025. Aim to distribute agendas at least ten working days prior to each meeting, and draft minutes as soon as possible after each meeting.</i></b>	Six regular and one special Council meeting/s were held prior to 31 August 2025. All agendas were distributed within required time, and draft minutes distributed as soon as practicable after each meeting.

## OUTPUT 8: PLANNING & REPORTING

Goal: To ensure cost effective and appropriate business management of the fish and game resource.

### SUMMARY OF RESOURCES

Code	Project Cluster	Budget			Actual		
		Total Expense	Income	Net Cost	Total Expense	Income	Net Cost
1810	Management Plan	\$27,625	\$0	\$27,625	\$54,962	\$0	\$54,962
1820	Annual Planning	\$8,114	\$0	\$8,114	\$6,093	\$0	\$6,093
1830	Reporting	\$48,858	\$0	\$48,858	\$41,487	\$0	\$41,487
1840	National Liaison	\$25,844	\$0	\$25,844	\$14,443	\$0	\$14,443
	<b>Total</b>	<b>\$110,441</b>	<b>\$0</b>	<b>\$110,441</b>	<b>\$116,985</b>	<b>\$0</b>	<b>\$116,985</b>

### 1810: Management and Strategic Planning

<i>Project and Objective</i>	<i>Performance Measure</i>	<i>Actual Result</i>
<b>1812 R3 Planning and Business Development</b> Develop R3/marketing plan for Eastern Region, identify and prioritise opportunities for developing additional sources of income, and commence and/or direct additional effort towards implementation of priorities.	<b><i>Development of (i) a preliminary R3 strategy for Eastern Region, and (ii) a preliminary Business Development Strategy/Plan by 30 April 2025. Report activities to each meeting of Council.</i></b>	A marketing calendar was produced and circulated to Council and staff. The document is active and is updated or amended as needed.

### 1820: Annual Planning

<i>Project and Objective</i>	<i>Performance Measure</i>	<i>Actual Result</i>
<b>1811 2024-2034 Management Plan</b> Support the national review of the presentation and development of all regions 10-year Sports Fish and Game Management Plans.	<b><i>Preparation of a draft 2024-2034 Sports Fish and Game Management Plan for Council's approval by 31 August 2025.</i></b>	This action was postponed this year, due to national overview of how the organisations SFGMP needs to be delivered and the changes proposed in the draft Fish & Game Act. As per legislation, if we do not have a SFGM Plan the regions Annual Operational Work Plan is used in the interim.
<b>1821 OWP Preparation</b> Prepare an operational work plan for the 2025-2026 year.	<b><i>The adoption of a proposed operational work plan for 2025-2026 by the Council by 31 August 2025.</i></b>	2025-2026 Operational Work Plan adopted by Council at its meeting on 7 August 2025 and re-adopted 16 October 2025 following adjustments required as a result of no increases to licence fees.

**1830: Reporting and Audit**

<i>Project and Objective</i>	<i>Performance Measure</i>	<i>Actual Result</i>
<b>1831 Performance Report</b> Prepare a Performance Report including the Statement of Service Performance and Financial Statements for the 2023-2024 year.	<b><i>Conduct quarterly reviews of performance against OWP targets with staff; produce an Annual Performance Report for the 2023-2024 financial year.</i></b>	(i) Periodic reviews of performance against OWP targets were undertaken with staff. (ii) Financial statements for the 2023-2024 year were prepared and audited in October 2024. A SOSOP was completed and included in the audited statement of accounts.
<b>1832 Audit</b> Arrange to have the Performance Report for the 2023-2024 year audited in accordance with the Public Audit Act 2001.	<b><i>Audit of the annual Performance Report for the 2023-2024 financial year.</i></b>	Unqualified audit opinion issued 18 November 2024.
<b>1833 Annual Meeting</b> Conduct a public annual general meeting no later than 31 December 2024.	<b><i>Adoption of the audited 2023-2024 annual report by Council, and presentation of it to a public annual general meeting no later than 31 December 2024; presentation of the report to the Minister of Conservation.</i></b>	(i) Annual Report adopted by Council and presented to annual general meeting on 7 December 2024. (ii) Report sent to Department of Conservation, Wellington on 16 December 2024.

**1840: National Liaison**

<i>Project and Objective</i>	<i>Performance Measure</i>	<i>Actual Result</i>
<b>1841 New Zealand Fish &amp; Game Liaison</b> Maintain effective liaison with New Zealand Fish & Game and meet all statutory requirements. Contribute to the efficient management of Fish & Game nationally through meetings of regional Fish & Game managers and participate in working parties, networks, and national research and monitoring.	<b><i>Attend all meetings of the regional Fish &amp; Game Council managers and participate where required with working parties established by the New Zealand Council.</i></b>	(i) All Managers meeting held by Zoom, no in person meeting this year. The majority of fortnightly Zoom meetings were attended. (ii) Staff undertook or contributed to national roles including National Compliance Co-ordination, Licence working party, the national game bird hunter survey, game bird research and monitoring, public awareness discussions, and creation of a national HPAI action plan and national Health and Safety committee.

**EASTERN FISH AND GAME COUNCIL**  
**STATEMENT OF FINANCIAL PERFORMANCE**  
For the year ended 31 August 2025

	Note	Actual 2025 \$	Unaudited Budget 2025 \$	Actual 2024 \$
<b>REVENUE</b>				
Fish and Game licence sales	1	1,480,277	1,401,728	1,376,919
Donations, bequests, and other fundraising	1	5,908	750	2,422
General funding - central/local government	1	4,218	-	22,705
Grants - non-government agencies	1	43,370	25,680	48,067
Interest	1	56,089	57,940	72,412
Other revenue	1	232,322	167,561	181,525
<b>Total Revenue</b>		<b>1,822,184</b>	<b>1,653,659</b>	<b>1,704,050</b>
<b>EXPENSES</b>				
Expenses related to service delivery	2	242,723	278,562	290,793
Employee remuneration and other related expenses	2	1,126,453	1,115,594	1,090,537
Other expenses	2	337,734	335,227	351,760
<b>Total Expenses</b>		<b>1,706,910</b>	<b>1,729,383</b>	<b>1,733,090</b>
<b>NET SURPLUS/(DEFICIT)</b>		<b>115,274</b>	<b>(75,724)</b>	<b>(29,040)</b>

The accompanying notes form an integral part of these financial statements

**EASTERN FISH AND GAME COUNCIL**  
**STATEMENT OF FINANCIAL POSITION**  
As at 31 August 2025

	Note	Actual 2025 \$	Unaudited Budget 2025 \$	Actual 2024 \$
<b>ASSETS</b>				
<b>Current Assets</b>				
Cash and short term deposits	3	211,978	127,673	84,959
Debtors and prepayments	3	49,023	117,000	126,168
Investments	3	1,107,685	1,000,000	1,108,561
Inventories	3	232,334	180,000	209,951
<b>Total Current Assets</b>		<b>1,601,020</b>	<b>1,424,673</b>	<b>1,529,639</b>
<b>Non-Current Assets</b>				
Property, plant and equipment	4	730,288	721,818	722,212
Investments	3	-	-	-
<b>Total Non-Current Assets</b>		<b>730,288</b>	<b>721,818</b>	<b>722,212</b>
<b>Total Assets</b>		<b>2,331,308</b>	<b>2,146,491</b>	<b>2,251,851</b>
<b>LIABILITIES</b>				
<b>Current Liabilities</b>				
Creditors and accrued expenses	3	137,192	173,000	191,416
Employee costs payable	3	159,627	130,000	141,220
<b>Total Current Liabilities</b>		<b>296,819</b>	<b>303,000</b>	<b>332,636</b>
<b>Total Liabilities</b>		<b>296,819</b>	<b>303,000</b>	<b>332,636</b>
<b>NET ASSETS</b>		<b>2,034,489</b>	<b>1,843,491</b>	<b>1,919,215</b>
<b>EQUITY</b>	5	<b>2,034,489</b>	<b>1,843,491</b>	<b>1,919,215</b>

The accompanying notes form an integral part of these financial statements

Eastern Fish & Game Council  
**STATEMENT OF CASHFLOWS**  
For the year ended 31 August 2025

	Actual 2025 \$	Unaudited Budget 2025 \$	Actual 2024 \$
<b>CASH FLOWS FROM OPERATING ACTIVITIES</b>			
<b>Cash was received from:</b>			
Licence sales	1,484,349	1,389,802	1,375,722
Donations, bequests and other fundraising	5,908	750	2,422
General funding - central/local government	4,218	-	22,705
Grants - non-government organisations	43,370	25,680	48,067
Interest	59,803	58,931	67,785
Other revenue	197,312	184,313	191,071
<b>Cash was applied to:</b>			
Payments related to service delivery	502,563	518,697	567,900
Employee remuneration and other related payments	1,108,046	1,126,814	1,058,219
GST (net)	2,433	512	(72)
<b>Net Cash Flows from Operating Activities</b>	<b>181,918</b>	<b>13,453</b>	<b>81,725</b>
<b>CASHFLOW FROM INVESTING &amp; FINANCING ACTIVITIES</b>			
<b>Cash was received from:</b>			
Sale of property, plant and equipment	94,482	75,500	49,913
Sale of investments/deposits	876	108,561	-
<b>Cash was applied to:</b>			
Purchase of property, plant and equipment	150,257	154,800	158,892
Purchase of investments/deposits	-	-	160,332
<b>Net Cash Flows from Investing &amp; Financing</b>	<b>(54,899)</b>	<b>29,261</b>	<b>(269,311)</b>
<b>Net Increase / (Decrease) in Cash</b>	<b>127,019</b>	<b>42,714</b>	<b>(187,586)</b>
<b>Opening Cash</b>	<b>84,959</b>	<b>84,959</b>	<b>272,545</b>
<b>Closing Cash</b>	<b>211,978</b>	<b>127,673</b>	<b>84,959</b>
<b>This is represented by:</b>			
<b>Bank accounts and cash</b>	<b>211,978</b>	<b>127,673</b>	<b>84,959</b>

The accompanying notes form an integral part of these financial statements

**Eastern Fish & Game Council**  
**STATEMENT OF ACCOUNTING POLICIES**  
For the year ended 31 August 2025

## ACCOUNTING POLICIES APPLIED

### **Reporting Entity**

Eastern Fish and Game Council is a Public Entity under the Public Finance Act 1989 (Schedule 4). The Council was established on 4 May 1991 with the passing of the Conservation Law Reform Act 1990.

These financial statements have been prepared in accordance with Section 153-6 of the Crown Entities Act 2004.

### **Basis of Preparation**

Eastern Fish and Game has elected to apply the reporting requirements for Tier 3 Public Sector Entities (Tier 3 (PS) standard) on the basis that it does not have public accountability and has total annual expenses of equal to or less than \$5,000,000. All transactions in the Performance Report are reported using the accrual basis of accounting. The Performance Report is prepared under the assumption that the entity will continue to operate in the foreseeable future.

### **Goods and Services Tax (GST)**

The Council is registered for GST. All amounts are recorded exclusive of GST, except for Debtors and Creditors which are stated inclusive of GST.

## SPECIFIC ACCOUNTING POLICIES

### **Revenue Recognition**

Eastern Fish and Game Council derives revenue through the sale of fish and game licences, interest, contracts, rentals, grants, and miscellaneous sales.

#### *Licence Revenue*

Licence revenue is recognised in the period the licence fee is earned, for example, a fish licence sold in August of the current year which relates to the next fishing season is treated as income in advance.

#### *General funding or grants with no documented expectations over use*

General funding received from central or local government, grants from non-government organisations and capital grants are recognised as revenue when the funds are received if there are no documented expectations over use.

#### *General funding or grants with documented expectations over use*

If funding is subject to documented expectations over use, the funds are initially recorded as deferred revenue. As the documented expectations over use are met, the deferred revenue is reduced and revenue is recorded.

### *Interest*

Interest revenue is recorded as it is earned during the year.

### *Other Income*

Income from contracts, rentals and miscellaneous sales are recorded as revenue in the period they are earned.

### **Outputs**

The Council has allocated expenditure based on the 8 output codes - Species management, Habitat protection & management, Angler & Hunter participation, Public interface, Compliance, Licensing, Council, and Planning & reporting. These are expensed when the related service has been received.

### **Employee related costs**

Wages, salaries, and annual leave are recorded as an expense as staff provide services and become entitled to wages, salaries. Performance payments are recorded when the employee is notified. Superannuation contributions are recorded as an expense as staff provide services.

### **Levies to NZFGC**

A levy is paid each year to the New Zealand Fish and Game Council for the administration of the New Zealand Fish and Game Council, or redistribution to other Councils and for advocacy and research.

### **Cash and short-term deposits**

Cash and short-term deposits comprise cash on hand, cheque or savings accounts, and deposits held at call or with original maturities of three months or less. Cash and short-term deposits are measured at the amount held.

### **Debtors and prepayments**

Debtors are initially recorded at the amount owed. When it is likely the amount owed (or some portion) will not be collected, a provision for impairment is recognised and the loss is recorded as a bad debt expense.

### **Investments**

Investments comprise investments in term deposits with banks. Deposits with banks are initially recorded at the amount paid. If it appears that the carrying amount of the investment will not be recovered, it will be written down to the expected recoverable amount.

### **Property, plant, and equipment**

Property, plant, and equipment is recorded at cost, less accumulated depreciation, and impairment losses. The Council has not elected to revalue any of its classes of property, plant and equipment after initial recognition.

Significant donated assets are recognised upon receipt at valuation. Significant donated assets for which current values are not readily obtainable are not recognised.

Depreciation is charged on all property, plant and equipment other than land, so as to spread the cost of the asset over its useful life. Depreciation for each of the major categories of assets is calculated on the basis noted below:

All Assets Purchased prior to 1 September 2009 are calculated as:

	<u>Life</u>	<u>Depreciation Method</u>
Buildings	40 years	Straight Line
Plant & Equipment	3-10 years	Diminishing Value
Motor Vehicles	3-5 years	Diminishing Value
Office Fittings, Furniture & Equipment	2-10 years	Diminishing Value

All Assets Purchased after 1 September 2009 are calculated as:

	<u>Life</u>	<u>Depreciation Method</u>
Buildings	40 years	Straight Line
Plant & Equipment	3-20 years	Straight Line
Motor Vehicles	10 years	Straight Line
Office Fittings, Furniture & Equipment	2-20 years	Straight Line

#### **Creditors and accrued expenses**

Creditors and accrued expenses are measured at the amount owed.

#### **Game Bird Habitat Stamp levy**

Levies are collected and paid to New Zealand Fish and Game Council per the New Zealand Game Bird Habitat Stamp Regulations 1993. The levy is \$5 for every game licence sold within the financial year.

#### **Employee costs payable**

A liability for employee costs payable is recognised when an employee has earned an entitlement. These include salaries and wages accrued up to balance date and annual leave earned but not yet taken at balance date. A liability and expense for long service leave and retirement gratuities is recognised when the entitlement becomes available to the employee.

#### **Dedicated reserves**

Dedicated reserves are those reserves that the Council has elected to transfer from accumulated funds for a particular purpose.

#### **Restricted reserves**

Restricted reserves are those reserves subject to specific conditions accepted as binding by the Council and which may not be revised by the Council without specified purposes or when certain conditions are met.

#### **Income tax**

The Council is exempt from the payment of Income tax in terms of CW46 of the Income Tax Act 2007.

#### **Budget figures**

The Budget figures are derived from the Council budget that was approved at the Council meeting on 10 August 2024.

**Tier 2 PBE Accounting Standards applied.**

The Council has not applied any Tier 2 Accounting Standards in preparing its financial statements.

**CHANGES IN ACCOUNTING POLICIES**

The Council has adopted the new Tier 3 (PS) Standards issued on 18 May 2023 and this Performance report has been completed in line with these Standards.

Some minor changes have been made to the groupings of items from the previous year's Performance Report. This brings the Performance Report in-line with XRB guidance. There is no change in the overall income, expenses, assets or liabilities, and therefore no change to the Net profit or equity as a result.

Eastern Fish & Game Council  
**NOTES TO THE PERFORMANCE REPORT**  
for the year ended 31 August 2025

**Note 1: ANALYSIS OF REVENUE**

	Actual 2025 \$	Unaudited Budget 2025 \$	Actual 2024 \$
<b>Licence sales</b>			
Fish licence	1,207,543	1,134,459	1,127,400
Non Resident Fish Licence Levy	-	-	279
Game licence	272,734	267,269	249,240
<b>Total Licence sales</b>	<b>1,480,277</b>	<b>1,401,728</b>	<b>1,376,919</b>
<b>Donations, bequests, and other fundraising</b>			
Donations/koha from the public	5,908	750	2,422
<b>Total Donations, bequests, other</b>	<b>5,908</b>	<b>750</b>	<b>2,422</b>
<b>General funding - central/local government</b>			
Department of Conservation	-	-	19,000
Ministry for Primary Industries	1,680	-	1,680
Bay of Plenty Regional Council	2,538	-	2,025
<b>Total General funding (central/loc govt)</b>	<b>4,218</b>	<b>-</b>	<b>22,705</b>
<b>Grants - non government organisations</b>			
New Zealand Fish & Game Council	21,310	21,200	26,715
Other Regional Fish & Game Councils	7,060	4,480	18,060
Genesis Energy	15,000	-	3,292
<b>Total Grants (non-government)</b>	<b>43,370</b>	<b>25,680</b>	<b>48,067</b>
<b>Interest</b>			
Waikareamoana interest	22,060	23,600	29,733
Other interest	34,029	34,340	42,679
<b>Total Interest</b>	<b>56,089</b>	<b>57,940</b>	<b>72,412</b>

**Note 1: ANALYSIS OF REVENUE**

Continued...

**Other revenue**

Sale of fish & product	65,185	68,000	62,897
Habitat grazing	5,714	6,150	4,414
Habitat fees - ballots	6,747	5,500	6,451
Fishing Competitions	2,745	4,500	2,225
Diversion - Jnr Angler Hunter Education	3,350	2,500	1,050
Sponsorship	5,000	-	6,600
Fines and prosecutions	4,853	5,000	3,970
Rentals	68,710	60,400	62,321
Other income categories	2,684	750	2,286
Insurance claim	27,826		
Gain on sale of fixed assets	17,125	14,761	9,887
Trout inventory revaluation	22,383	-	19,424
<b>Total other revenue</b>	<b>232,322</b>	<b>167,561</b>	<b>181,525</b>

**Note 2: ANALYSIS OF EXPENSES**

	Actual 2025 \$	Unaudited Budget 2025 \$	Actual 2024 \$
<b>Expenses related to service delivery</b>			
<b>Species management</b>			
Population monitoring	30,252	44,500	43,620
Harvest assessment	2,880	2,900	2,455
Hatchery operations	102,602	98,750	110,111
Control	-	400	-
<b>Total Species management</b>	<b>135,734</b>	<b>146,550</b>	<b>156,186</b>
<b>Habitat protection &amp; management</b>			
Works & management	11,181	17,500	33,874
Assisted habitat	-	700	-
Waikaremoana fund	1,196	17,500	2,765
<b>Total Habitat protection &amp; management</b>	<b>12,377</b>	<b>35,700</b>	<b>36,639</b>
<b>Angler &amp; Hunter participation</b>			
Access	2,627	5,300	2,342
Other publications	2,200	2,000	1,019
Training	1,090	850	728
Huts	1,952	1,450	1,692
<b>Total Angler &amp; Hunter participation</b>	<b>7,869</b>	<b>9,600</b>	<b>5,781</b>
<b>Public interface</b>			
Public promotions	345	1,000	105
Visitor facilities	3,585	500	3,826
<b>Total Public interface</b>	<b>3,930</b>	<b>1,500</b>	<b>3,931</b>
<b>Compliance</b>			
Ranging	2,782	1,000	1,933
Ranger training	536	1,000	789
Compliance	3,389	4,000	750
<b>Total Compliance</b>	<b>6,707</b>	<b>6,000</b>	<b>3,472</b>
<b>Licensing</b>			
Licence production & distribution	153	600	8,646
Commission	51,842	56,070	49,852
<b>Total Licensing</b>	<b>51,995</b>	<b>56,670</b>	<b>58,498</b>

**Note 2: ANALYSIS OF EXPENSES**

Continued...

	Actual 2025 \$	Unaudited Budget 2025 \$	Actual 2024 \$
<b>Council</b>			
Council meetings	9,129	6,500	7,377
<b>Total Council</b>	<b>9,129</b>	<b>6,500</b>	<b>7,377</b>
<b>Planning &amp; reporting</b>			
Management/Strategic planning	3,842	5,000	8,150
National liaison	198	100	212
Audit fee	10,942	10,942	10,547
<b>Total Planning &amp; reporting</b>	<b>14,982</b>	<b>16,042</b>	<b>18,909</b>
<b>Employee remuneration and other related costs</b>			
Salaries and wages	1,049,720	1,042,941	1,030,442
Fringe benefit tax	31,761	30,000	18,533
KiwiSaver contributions	30,520	31,153	30,001
ACC levies	3,326	2,500	2,623
Staff Training and Other expenses	11,126	9,000	8,938
<b>Total Employee related costs</b>	<b>1,126,453</b>	<b>1,115,594</b>	<b>1,090,537</b>
<b>Other expenses</b>			
Houses and huts	19,796	17,550	14,359
Office premises	28,767	24,550	23,345
Office equipment	3,857	3,400	4,024
Communications	14,023	14,400	14,153
General	15,804	13,150	16,256
Field equipment	15,664	19,050	16,639
Vehicles	55,027	56,700	61,374
Loss on sale of disposal of assets	-	-	249
Depreciation	92,824	94,455	76,910
Levies to NZ Fish and Game Council	91,972	91,972	124,451
<b>Total Other expenses</b>	<b>337,734</b>	<b>335,227</b>	<b>351,760</b>

**Note 3 : ANALYSIS OF ASSETS  
AND LIABILITIES**

	Actual 2025 \$	Unaudited Budget 2025 \$	Actual 2024 \$
<b>Cash and short term deposits</b>			
Current account balance	10,694	47,473	52,742
Deposits held on Call	201,047	80,000	31,850
Cash on hand	237	200	367
<b>Total</b>	<b>211,978</b>	<b>127,673</b>	<b>84,959</b>
<b>Debtors and prepayments</b>			
Accounts receivable	37,217	100,000	109,337
Prepayments and accrued income	6,885	14,000	14,343
GST Receivable	4,921	3,000	2,488
<b>Total</b>	<b>49,023</b>	<b>117,000</b>	<b>126,168</b>
<b>Investments</b>			
<i>Current portion</i>			
Term Deposits	1,107,685	1,000,000	1,108,561
<i>Non- Current portion</i>			
Term Deposits	-	-	-
<b>Total</b>	<b>1,107,685</b>	<b>1,000,000</b>	<b>1,108,561</b>
<b>Other current assets</b>			
Trout Inventory	232,334	180,000	209,951
<b>Total</b>	<b>232,334</b>	<b>180,000</b>	<b>209,951</b>
<b>Creditors and accrued expenses</b>			
Trade and other payables	18,519	30,000	38,145
Gamebird Habitat Stamp levy	16,790	13,000	15,795
Income in Advance	88,092	120,000	124,237
Accrued expenses	13,791	10,000	13,239
GST Payable	-	-	-
<b>Total</b>	<b>137,192</b>	<b>173,000</b>	<b>191,416</b>
<b>Employee costs payable</b>			
Accrued salaries and wages	19,911	15,000	18,157
Annual leave and time in lieu	113,454	90,000	99,492
PAYE owing	26,262	25,000	23,571
<b>Total</b>	<b>159,627</b>	<b>130,000</b>	<b>141,220</b>

**Note 4 : PROPERTY PLANT & EQUIPMENT****2025**

<b>Asset Class</b>	<b>Opening Carrying Amount</b>	<b>Purchases</b>	<b>Sales/ Disposals</b>	<b>Current Year Depreciation and Impairment</b>	<b>Closing Carrying Amount</b>
Land	102,000	-	-	-	102,000
Buildings	266,668	-	-	30,605	236,063
Plant & Equipment	63,281	2,367	40	13,129	52,479
Vehicles	272,168	142,547	49,317	41,662	323,736
Office Equipment	18,095	5,343	-	7,428	16,010
<b>Total</b>	<b>722,212</b>	<b>150,257</b>	<b>49,357</b>	<b>92,824</b>	<b>730,288</b>

**2024**

<b>Asset Class</b>	<b>Opening Carrying Amount</b>	<b>Purchases</b>	<b>Sales/ Disposals</b>	<b>Current Year Depreciation and Impairment</b>	<b>Closing Carrying Amount</b>
Land	102,000	-	-	-	102,000
Buildings	286,628	5,654	-	25,614	266,668
Plant & Equipment	31,289	42,277	449	9,836	63,281
Vehicles	275,215	99,674	67,826	34,895	272,168
Office Equipment	13,373	11,287	-	6,565	18,095
<b>Total</b>	<b>708,505</b>	<b>158,892</b>	<b>68,275</b>	<b>76,910</b>	<b>722,212</b>

**Note 5: EQUITY**

	<b>Actual 2025</b>	<b>Actual 2024</b>
	<b>\$</b>	<b>\$</b>
<b>Accumulated Surpluses or Deficits</b>		
Balance as at 1 September	<b>1,189,869</b>	<b>1,174,618</b>
Surplus/(Deficit)	115,274	(29,040)
Transfer to Reserves	(96,041)	(36,464)
Transfer from Reserves	89,525	80,755
<b>Accumulated Surpluses or Deficits</b>	<b>1,298,627</b>	<b>1,189,869</b>
<b><i>Dedicated Reserves</i></b>		
<b>Asset Replacement Reserve</b>		
Balance as at 1 September	<b>60,942</b>	<b>93,543</b>
Transfer from Accumulated Funds	34,888	-
Transfer to Accumulated Funds	(81,130)	(32,601)
<b>Balance at 31 August</b>	<b>14,700</b>	<b>60,942</b>
<b>Back Country Fisheries Reserve</b>		
Balance as at 1 September	<b>155,412</b>	<b>167,182</b>
Transfer from Accumulated Funds (Income)	-	280
Transfer to Accumulated Funds (Expenses)	(2,160)	(12,050)
<b>Balance at 31 August</b>	<b>153,252</b>	<b>155,412</b>
<b>Breeding Programme Reserve</b>		
Balance as at 1 September	<b>1,018</b>	<b>1,018</b>
Transfer from Accumulated Funds (Income)	4,000	-
Transfer to Accumulated Funds (Expenses)	-	-
<b>Balance at 31 August</b>	<b>5,018</b>	<b>1,018</b>
<b>Fish for Gold Reserve</b>		
Balance as at 1 September	<b>14,000</b>	<b>14,000</b>
Transfer from Accumulated Funds (Income)	-	-
Transfer to Accumulated Funds (Expenses)	-	-
<b>Balance at 31 August</b>	<b>14,000</b>	<b>14,000</b>
<b>Hatchery Water Reticulation Reserve</b>		
Balance as at 1 September	<b>16,109</b>	<b>16,109</b>
Transfer from Accumulated Funds (Income)	-	-
Transfer to Accumulated Funds (Expenses)	-	-
<b>Balance at 31 August</b>	<b>16,109</b>	<b>16,109</b>

**Note 5: EQUITY**

Continued...

	Actual 2025 \$	Actual 2024 \$
<b>Ballot Habitat Management Reserve</b>		
Balance as at 1 September	7,265	4,814
Transfer from Accumulated Funds (Income)	6,747	6,451
Transfer to Accumulated Funds (Expenses)	-	(4,000)
<b>Balance at 31 August</b>	<b>14,012</b>	<b>7,265</b>
<b>Awakaponga Water Reticulation Reserve</b>		
Balance as at 1 September	-	-
Transfer from Accumulated Funds (Income)	27,826	-
Transfer to Accumulated Funds (Expenses)	-	-
<b>Balance at 31 August</b>	<b>27,826</b>	<b>-</b>
<b>Property Maintenance Reserve</b>		
Balance as at 1 September	-	-
Transfer from Accumulated Funds (Income)	520	-
Transfer to Accumulated Funds (Expenses)	-	-
<b>Balance at 31 August</b>	<b>520</b>	<b>-</b>
<b><i>Total Dedicated Reserves</i></b>	<b><i>245,437</i></b>	<b><i>254,746</i></b>
<b><i>Restricted Reserves</i></b>		
<b>Waikaremoana Sportfish Habitat Enhancement Fund Reserve</b>		
Balance as at 1 September	474,600	476,971
Transfer from Accumulated Funds (Income)	22,060	29,733
Transfer to Accumulated Funds (Expenses)	(6,235)	(32,104)
<b>Balance at 31 August</b>	<b>490,425</b>	<b>474,600</b>
<b><i>Total Restricted Reserves</i></b>	<b><i>490,425</i></b>	<b><i>474,600</i></b>
<b>Total Equity</b>	<b>2,034,489</b>	<b>1,919,215</b>

**BREAKDOWN OF DEDICATED AND RESTRICTED RESERVES****Dedicated reserves*****Asset Replacement Reserve***

The Asset Replacement Reserve was set up for Council to replace property, plant and equipment.

***Back Country Fisheries Reserve***

The Back Country Fisheries reserve is for the purpose of management of "back country fisheries".

***Breeding Programme Reserve***

The Breeding Programme Reserve was established from donations received specifically for the Rotorua lakes fish breeding programme.

***Fish for Gold Reserve***

Established to provide for the Fish for Gold promotion major prize in years where external sponsorship or insurance is unable to be obtained.

***Hatchery Water Reticulation Reserve***

The Hatchery Water Reticulation Reserve was established to fund the construction of an emergency water supply and continual improvement to infrastructure to provide for uninterrupted water flow to the hatchery building.

***Ballot Habitat Management Reserve***

Established for ballot holder funded habitat works in the balloted wetlands.

***Awakaponga Water Reticulation Reserve***

The Awakaponga Water Reticulation Reserve was established from insurance proceeds following continued theft/damage to the solar water supply system. The reserve has been established pending an alternative system being installed.

***Property Maintenance Reserve***

The Property Maintenance Reserve was established to receive donations from visitors to the Hatchery site to contribute to site maintenance costs.

**Dedicated reserves**

***Waikaremoana Sports Fish Habitat Enhancement Fund***

The Waikaremoana Sport Fish Habitat Enhancement Trust was created in 1999. In 2000 the trust was wound up and the funds transferred to the Eastern Fish and Game Council under agreement that the Fish and Game Council undertakes to apply the settlement received for the sole purpose of promoting purposes and objectives as set out within the deed of transfer dated 27 June 2000.

**Note 6: COMMITMENTS & CONTINGENCIES**

<b>Commitments</b>	<b>2025 Actual</b>	<b>2024 Actual</b>
Phocal - Phone system (34 months remaining)	2,761	4,470
ADT Security - Alarm router (0 months remaining)	-	-
Eftpos NZ - Eftpos machine (32 months remaining)	475	800

**Contingency**

There are no contingent liabilities as at 31 August 2025 (Last Year - nil)

## Note 7: OTHER

### Goods or Services Provided to the Entity in Kind

Description	Amount
Honorary ranging activities	No Charge
Councillor meetings and event	No Charge

#### Right to occupy

The accommodation building at Waikaremoana is used under a Licence to Occupy for a period of 10 years (expiring on 31 December 2023) at no cost from the Department of Conservation. The total land area is approximately 400 m<sup>2</sup>. No use of building cost has been accrued due to the immaterial value of the rental.

The fish trap located at Te Wairoa is subject to a management agreement with the Department of Conservation which enables the Eastern Fish and Game Council to occupy the site for a renewable 5 year term through to September 2028.

Occupation of the site at which the Wairua Hut at Lake Tarawera is located is subject to a renewable 10 year concession issued by the Department of Conservation through to July 2038. There are no fees charged with either of these agreements. The land area for each is approximately 15m<sup>2</sup> and 200m<sup>2</sup> respectively – no cost has been accrued for the use of the property, in the accounts, due to the immateriality of the rental.

Eastern Fish and Game Council has access to eight Wildlife Management Reserves within the Rotorua/BOP Department of Conservation Conservancy. EFGC do not own this land but are required to maintain it for the use by the public and licence holders. Likewise, the Hardcastle and Rawhiti wetlands are managed by EFGC for the public benefit and for the benefit of licence holders.

ERFGC has conservation covenants for angler access to Ohau Channel, Te Wairoa Stream, and Wairua Stream mouth, Lake Tarawera and other easements under the Land Act 1948 along the Waikato River.

**Note 8: RELATED-PARTY TRANSACTIONS**

Related-party disclosures have not been made for transactions with related parties that are within a normal supplier of client/recipient relationship on terms and conditions no more or less favourable than those that it is reasonable to expect the Council would have adopted in dealing with the party at arm's length in the same circumstances.

		2025 \$	2024 \$	2025 \$ Amount Outstanding	2024 \$ Amount Outstanding
<b>Related Party</b>	<b>Description</b>	<b>Value</b>	<b>Value</b>	<b>Outstanding</b>	<b>Outstanding</b>
<i>Paid to:</i>					
New Zealand Fish and Game Council	Levies/ Insurance	107,264	143,119	-	-
<i>Received from:</i>					
New Zealand Fish and Game Council	Contract services/ Research grants	24,507	30,722	5,630	7,297

**Note 9: EVENTS AFTER BALANCE DATE**

There were no events that have occurred after the balance date that would have a material impact on the Performance Report. (Last Year Nil)

**Note 10: ALLOCATION OF OVERHEADS TO OUTPUT AREAS FOR 2025**

In the Statement of service performance, overheads are allocated across the 8 Output areas based on the hours worked within those Outputs over the year. Below is the calculation for distributing the overheads across the output area.

**ACTUAL 2025**

<b>Output Area</b>	<b>Actual Direct \$</b>	<b>Actual Hours</b>	<b>Allocation of Overheads</b>	<b>Total Costs per Output</b>
Species management	135,734	6,643	525,680	661,414
Habitat protection & management	12,377	2,768	219,040	231,417
Angler & hunter participation	7,869	1,566	123,922	131,791
Public interface	3,930	672	53,178	57,108
Compliance	6,707	1,616	127,878	134,585
Licensing	51,995	185	14,639	66,634
Council	9,129	590	46,688	55,817
Planning & reporting	14,982	1,289	102,003	116,985
<b>Totals</b>	<b>242,723</b>	<b>15,329</b>	<b>1,213,028</b>	<b>1,455,751</b>

**Actual Overheads**

Employee related costs	1,126,453
Depreciation	92,824
Other expenses	152,938
Less Administrative Income	<u>(159,187)</u>
<b>Total Overheads to Allocate</b>	<b>1,213,028</b>

**UNAUDITED BUDGET 2025**

<b>Output Area</b>	<b>Budget Direct \$</b>	<b>Budget Hours</b>	<b>Allocation of Overheads</b>	<b>Total Costs per Output</b>
Species management	146,550	6,228	485,881	632,431
Habitat protection & management	35,700	3,184	248,401	284,101
Angler & Hunter participation	9,600	1,891	147,527	157,127
Public interface	1,500	1,219	95,101	96,601
Compliance	6,000	1,383	107,896	113,896
Licensing	56,670	265	20,674	77,344
Council	6,500	731	57,029	63,529
Planning & reporting	16,042	1,210	94,399	110,441
<b>Totals</b>	<b>278,562</b>	<b>16,111</b>	<b>1,256,908</b>	<b>1,535,470</b>

**Budget Overheads**

Employee related costs	1,115,594
Depreciation	94,455
Other Expenses	148,800
Less Administrative income	<u>(101,941)</u>
<b>Total Overheads to Allocate</b>	<b>1,256,908</b>

**INDEPENDENT AUDITOR'S REPORT**

**TO THE READERS OF AUCKLAND WAIKATO REGION FISH AND GAME COUNCIL'S FINANCIAL STATEMENTS AND STATEMENT OF PERFORMANCE FOR THE YEAR ENDED 31 AUGUST 2025**

The Auditor-General is the auditor of Auckland Waikato Region Fish and Game Council (the Fish and Game Council). The Auditor-General has appointed me, Richard Owen, using the staff and resources of Owen McLeod & Co Ltd, to carry out the audit of the financial statements and statement of performance of the Fish and Game Council on his behalf.

**Opinion on the financial statements and the statement of performance**

We have audited:

- the financial statements of the Fish and Game Council on pages 22 to 39, that comprise the statement of financial position as at 31 August 2025, the statement of financial performance, and statement of cash flows for the year ended on that date and the notes to the financial statements that include accounting policies and other explanatory information; and
- the statement of performance of the Fish and Game Council on pages 5 to 21.

In our opinion:

- the financial statements of the Fish and Game Council: on pages 22 to 39:
  - present fairly, in all material respects:
    - its financial position as at 31 August 2025; and
    - its financial performance and cash flows for the year then ended; and
  - comply with generally accepted accounting practice in New Zealand in accordance with Reporting Requirements for Tier 3 Public Sector Entities; and
- the statement of performance of the Fish and Game Council on pages 5 to 21:
  - presents fairly, in all material respects, the Fish and Game Council's performance for the year ended 31 August 2025, including for each class of reportable outputs:
    - its standards of performance achieved as compared with the forecasts included in the description of the annual operating work plan for the financial year; and
    - its actual revenue and expenses as compared with the forecasts included in the description of the annual operating work plan for the financial year; and
  - complies with generally accepted accounting practice in New Zealand.

Our audit was completed on 09 December 2025. This is the date at which our opinion is expressed.

The basis for our opinion is explained below. In addition, we outline the responsibilities of the Council and our responsibilities relating to the financial statements and the statement of performance, we comment on other information, and we explain our independence.

**Basis for our opinion**

We carried out our audit in accordance with the Auditor-General's Auditing Standards, which incorporate the Professional and Ethical Standards and the International Standards on Auditing (New Zealand) issued by the New Zealand Auditing and Assurance Standards Board. Our responsibilities under those standards are further described in the Responsibilities of the auditor section of our report.

We have fulfilled our responsibilities in accordance with the Auditor-General's Auditing Standards.

We believe that the audit evidence we have obtained is sufficient and appropriate to provide a basis for our opinion.

### **Responsibilities of the Council for the financial statements and the statement of performance**

The Council is responsible on behalf of the Fish and Game Council for preparing financial statements and a statement of performance that are fairly presented and comply with generally accepted accounting practice in New Zealand.

The Council is responsible for such internal control as it determines is necessary to enable it to prepare financial statements and a statement of performance that are free from material misstatement, whether due to fraud or error.

In preparing the financial statements and the statement of performance, the Council is responsible on behalf of the Fish and Game Council for assessing the Fish and Game Council's ability to continue as a going concern. The Council is also responsible for disclosing, as applicable, matters related to going concern and using the going concern basis of accounting, unless there is an intention to merge or to terminate the activities of the Fish and Game Council, or there is no realistic alternative but to do so.

The Council's responsibilities arise from the Public Finance Act 1989, the Crown Entities Act 2004, and the Conservation Act 1987.

### **Responsibilities of the auditor for the audit of the financial statements and the statement of performance**

Our objectives are to obtain reasonable assurance about whether the financial statements and the statement of performance, as a whole, are free from material misstatement, whether due to fraud or error, and to issue an auditor's report that includes our opinion.

Reasonable assurance is a high level of assurance, but is not a guarantee that an audit carried out in accordance with the Auditor-General's Auditing Standards will always detect a material misstatement when it exists. Misstatements are differences or omissions of amounts or disclosures, and can arise from fraud or error. Misstatements are considered material if, individually or in the aggregate, they could reasonably be expected to influence the decisions of readers taken on the basis of these financial statements and the statement of performance.

For the budget information reported in the financial statements and the statement of performance, our procedures were limited to checking that the information agreed to the Fish and Game Council's description of the annual operating work plan.

We did not evaluate the security and controls over the electronic publication of the financial statements and the statement of performance.

As part of an audit in accordance with the Auditor-General's Auditing Standards, we exercise professional judgement and maintain professional scepticism throughout the audit. Also:

- We identify and assess the risks of material misstatement of the financial statements and the statement of performance, whether due to fraud or error, design and perform audit procedures responsive to those risks, and obtain audit evidence that is sufficient and appropriate to provide a basis for our opinion. The risk of not detecting a material misstatement resulting from fraud is higher than for one resulting from error, as fraud may involve collusion, forgery, intentional omissions, misrepresentations, or the override of internal control.
- We obtain an understanding of internal control relevant to the audit in order to design audit procedures that are appropriate in the circumstances, but not for the purpose of expressing an opinion on the effectiveness of the Fish and Game Council's internal control.
- We evaluate the appropriateness of accounting policies used and the reasonableness of accounting estimates and related disclosures made by the Council.
- We evaluate the appropriateness of the reported performance information within the Fish and Game Council's framework for reporting performance.
- We conclude on the appropriateness of the use of the going concern basis of accounting by the Council and, based on the audit evidence obtained, whether a material uncertainty exists related to events or conditions that may cast significant doubt on the Fish and Game Council's ability to continue as a going concern. If we conclude that a material uncertainty exists, we are required to draw attention in our auditor's report to the related disclosures in the financial statements and the statement of performance

or, if such disclosures are inadequate, to modify our opinion. Our conclusions are based on the audit evidence obtained up to the date of our auditor's report. However, future events or conditions may cause the Fishing and Game Council to cease to continue as a going concern.

- We evaluate the overall presentation, structure and content of the financial statements and the statement of performance, including the disclosures, and whether the financial statements and the statement of performance represent the underlying transactions and events in a manner that achieves fair presentation.

We communicate with the Council regarding, among other matters, the planned scope and timing of the audit and significant audit findings, including any significant deficiencies in internal control that we identify during our audit.

Our responsibilities arise from the Public Audit Act 2001.

#### **Other Information**

The Council is responsible for the other information. The other information comprises the information up to page 4, but does not include the financial statements and the statement of performance, and our auditor's report thereon.

Our opinion on the financial statements and the statement of performance does not cover the other information and we do not express any form of audit opinion or assurance conclusion thereon.

In connection with our audit of the financial statements and the statement of performance, our responsibility is to read the other information. In doing so, we consider whether the other information is materially inconsistent with the financial statements and the statement of performance or our knowledge obtained in the audit, or otherwise appears to be materially misstated. If, based on our work, we conclude that there is a material misstatement of this other information, we are required to report that fact. We have nothing to report in this regard.

#### **Independence**

We are independent of the Fish and Game Council in accordance with the independence requirements of the Auditor-General's Auditing Standards, which incorporate the independence requirements of the Professional and Ethical Standard 1: *International Code of Ethics for Assurance Practitioners* issued by the New Zealand Auditing and Assurance Standards Board.

Other than the audit, we have no relationship with, or interests in, the Fish and Game Council.



Richard Owen  
**Owen McLeod & Co Ltd**  
On behalf of the Auditor-General  
Hamilton, New Zealand